



EDUCATION BROCHURE



SAVE UP TO 20%
WHEN YOU REGISTER BY 2/16

**FEATURING OVER 300 HOURS OF EDUCATION, INCLUDING CUTTING-EDGE
CLINICAL CONTENT DEVELOPED SPECIFICALLY FOR VISION EXPO**

BROUGHT TO YOU BY



PRODUCED BY



INTRODUCING NEW EDUCATION PRICING!

We're thrilled to introduce new pricing which makes VisionEd more affordable than ever! Enroll in hourly education, or upgrade to unlimited education for the entire CE Program to take advantage of everything VisionEd has to offer!*

DOCTORS

UNLIMITED CONTINUING EDUCATION

Early Bird: \$599 \$499

Register on or before 2/16/2023

A LA CARTE

\$70/hour

Select this option if you plan on taking fewer than 7 hours.

OPTICON / ALLIED HEALTH

OPTICIANS, CONTACT LENS PROFESSIONALS, ALLIED OPHTHALMIC PROFESSIONALS, OPTICAL ASSISTANTS AND OFFICE MANAGERS, FRAME BUYERS AND LAB TECHNICIANS

OPTICON @ VISION EXPO UNLIMITED CONTINUING EDUCATION

Early Bird: \$349 \$299

Register on or before 2/16/2023

OTHER PROFESSIONALS

PROFESSIONALS WORKING IN CORPORATE MANAGEMENT, OR SERVICE PROVIDERS

UNLIMITED CONTINUING EDUCATION

Early Bird: \$539 \$499

Register on or before 2/16/2023

A LA CARTE

\$70/hour

Select this option if you plan on taking fewer than 7 hours.

TOTAL OFFICE PACKAGE

SAVE BIG ON EDUCATION BY BOOKING A GROUP! REGISTER FOUR OR MORE CONFEREES FOR UNLIMITED CONTINUING EDUCATION AND SAVE 20% OFF THE CURRENT EDUCATION RATE FOR DOCTORS AND OTHER PROFESSIONALS!*

4+ CONFEREES

20% OFF*

* Total Office Package 20% discount does not apply to OptiCon Education Packages.

WORKSHOPS*

\$186

20C4: OCT Workshop

30C4: Injections and Minor Procedures Workshop

35L1: Specialty Contact Lens Workshop

*Unlimited education package does not include workshops.

FREE EDUCATION*

Global Contact Lens Forum: 10L1, 10L2, 10L3

March Madness Imaging Program: 10C1, 10C2, 10C3

(10C1 workshop limited to first 100 registrants)

Vision Series (Optometrists Only)

Innovation Stage

*Advance Registration is required for free courses.

ALL EDUCATION REGISTRATIONS INCLUDE THE FOLLOWING:

- **ADMISSION TO EXHIBITS (\$150 VALUE)**
- **ADMISSION TO EDUCATION ATTENDEE LOUNGE**

2023 VISION EXPO SUPPORTERS























2023 VISION EXPO ENDORSERS









Official Institutional Sponsor:  New England College of Optometry

EDUCATIONPLANNING COMMITTEE


MEET THE MEMBERS WHO HAVE BEEN ACTIVELY INVOLVED IN THE DEVELOPMENT OF THIS YEAR’S EDUCATION MEETING.




Mark Dunbar, OD, FAEO
EPC Co-Chairman
Michigan College of Optometry at Ferris State University




Millicent Knight, OD, FAEO
Illinois College of Optometry




Marc Bloomenstein, OD, FAEO
EPC Co-Chairman
New England College of Optometry




Jack Schaeffer, OD
University of Georgia, Southern College of Optometry




Melissa Bamett, OD, FAEO
UC Berkeley School of Optometry



Vincent Young, MD
Temple University, Temple University Medical School




Michael Kling, OD
Southern College of Optometry




Thomas Quinn, OD
Interim GCLF Director
Ohio University College of Medicine

OPTICONADVISORYBOARD


MEET THE MEMBERS WHO HAVE BEEN ACTIVELY INVOLVED IN THE DEVELOPMENT OF THIS YEAR’S EDUCATION MEETING.




Janet Acara, ABOC, NCLEM
Erie Community College




Tina Palumbo
OAB Co-Chair, Foerster & Hayes LTD, ABO-NCLE Board Public Member




Tom Barracato, ABOC, NCLEC
Owner, Adolph Optical




Carri L. Russell, NCLEM
Bausch Health Speciality Vision Products
NCLE Chair



Sandra K. Brown, ABOM, NCLEC
VisionWorks



Phernell Walker, MBA, ABOM, NCLEC
Pure Optics LLC, OAB Co-Chair
ABO-NCLE Board Member, Treasurer



Curt Duff, ABOM, NCLEM
Owner, Tinder-Krauss-Tinder, ABO Chair

CLINICAL HIGHLIGHTS

GLAUCOMA

- 11C1 Glaucoma Grab Bag: Practical Guidelines for Effective Glaucoma Management
- 12C1 Problem Solving in Glaucoma Management
- 21C1 MIGS in Glaucoma
- 23C1 A Roadmap for Making the Diagnosis in Glaucoma
- 23C6 Corneal Hysteresis and IOPcc: Glaucoma Vitals for the Modern Era
- 25C1 A Roadmap to Medical Management of Glaucoma
- 26C1 Individualizing Glaucoma Treatment: Understanding How to Utilize Traditional and Novel Agents
- 31C1 Visual Fields, A Virtual Reality
- 33C1 Innovations in Glaucoma: Next Generation Technology, Medications, and Delivery
- 35C1 Glaucoma Grand Rounds

PRESBYOPIA

- 25C2 The Optometrist's Guide to Managing Presbyopia
- 36C2 Topical Management of Presbyopia now and tomorrow

ANTERIOR SEGMENT

- 12C2 Corneal Relationship Therapy: Managing the Neurotrophic Keratitis
- 21C2 The Pain Game, Exploring Ocular Pain and Inflammation
- 23C2 MGD and DB: New Technology for Diagnosis and Management
- 25C4 Flexing your Optometric Skills: A Practical Hands On Management of Common Anterior Segment Challenges
- 26C6 Intersection of Dry Eye and Beauty: Design, Build and Brand a Profitable Dry Eye Spa
- 33C2 The Greatest Anterior Segment Disease and Medical Management of Contact Lens Complications Course Ever
- 36C3 Keratoconus and Crosslinking in the 21st Century
- 42C1 Practical Approach to Uveitis Management
- 43C2 Nuts and Bolts of Dry Eye Technology
- 43C3 Periocular Malignancies

SURGICAL/CO-MANAGEMENT

- 24C4 Pharmacology Update
- 25C6 Lights, Lasers, Action! Incorporating Aesthetics Into Your Practice
- 33C3 Laser Therapy and Advanced Procedures
- 33C6 2020 And Beyond Surgical Innovations and Updates
- 35C6 Rapidly Changing Landscape of Refracting Technology

IMAGING TECHNOLOGY

- 10C1 March Madness: Case Challenges in Optometry - Optimizing Ocular Imaging Workshop
- 10C2 March Madness: Case Challenges in Optometry - Optimizing Ocular Imaging Round 1
- 10C3 March Madness: Case Challenges in Optometry - Optimizing Ocular Imaging Semifinals and Finals
- 20C4 OCT Workshop
- 23C3 OCT/OCTA: the What, When and How
- 26C4 Getting Started With OCT
- 31C1 Visual Fields, A Virtual Reality
- 31C5 OCT Angiography
- 33C5 A Multimodal Imaging Grand Rounds

HANDS ON WORKSHOP

- 20C4 OCT Workshop
- 30C4 Injections and Minor Procedures Workshop
- 35L1 Specialty Contact Lens Workshop Procedures Workshop

MYOPIA

- 11C4 Myopia Control

CONTACT LENS

- 10L1 GLOBAL CONTACT LENS FORUM: Elevating Your Contact Lens Practice
- 10L2 GLOBAL CONTACT LENS FORUM: Seeing Red: Practical Problem-Solving of CL Red Eye
- 10L3 GLOBAL CONTACT LENS FORUM: Marketing for Specialty Contact Lenses
- 21L1 Dry Eye and Contact Lens Wear
- 23L1 Incorporating Myopia Management Into Practice
- 25L1 How To Build An Ortho-K Practice
- 26L1 How To Set Achievable Myopia Management Expectations
- 34L1 Keratoconus 1, 2, 3 Keratoconus Management Made Simple
- 36L1 Superhuman Vision: Enhance, Restore and Extend Reality
- 42L1 Corneal Diagnostics A-Z
- 43L1 Innovations in Multifocal Contact Lenses

This activity is supported by unrestricted educational grants from Bausch + Lomb, CooperVision, Dompe, Johnson & Johnson, Sight Sciences, Tarsus, Visus.

LOW VISION

- 34C3 Expand Your Practice: How To Integrate Low Vision Into Everyday Patient Care and Improve Outcomes

POSTERIOR SEGMENT/RETINA:

- 21C5 COVID 19, Diabetes, Hypertension, and Racial Health Disparities
- 23C5 AMD: The Past, Present and Future
- 24C3 Grand Rounds Retina Potpourri, It's Not Rare if it's in Your Chair
- 25C5 The OD Role in Diabetes
- 26C5 What's Hot in Retina
- 31C2 Advancing the Understanding of Geographic Atrophy
- 31C3 New Technology in Eye Care
- 35C5 The Greatest Posterior Segment Disease Course Ever

PHARMACOLOGY

- 11C3 Ophthalmic Therapeutics Update
- 35C3 Oral Pharmaceuticals in an Optometric Practice
- 45C1 Management of Ocular Pain: Considerations when Prescribing Opiates

OPTOMETRIC/SURGICAL PROCEDURES

- 30C4 Injections and Minor Procedures Workshop

SYSTEMIC DISEASE - DIABETES

- 23C4 Under Pressure - The New Hypertension Guidelines
- 26C2 Systemic Medications in Optometry
- 45C2 Exploring the Autoimmune Diseases: A Systemic Approach

CLINICAL CONTENT

Custom designed for Vision Expo by the Education Advisory Board, our 2023 program is organized by key content areas including glaucoma, posterior segment/retina, anterior segment/dry eye, surgical/co-management, and systemic disease and diabetes. Here you will discover courses specifically developed to immerse you in the most cutting-edge developments for better patient care. Learn from the most knowledgeable experts in the field of optometry as they unveil leading-edge technology and the latest trends in the diagnosis and treatment of common eye diseases. 13 clinical tracks with over 170 hours of content will keep you at the forefront of the industry.

EDUCATION HIGHLIGHTS

SCLERAL LENS TRACK

Scleral lens fitting is one of the fastest growing segments of specialty contact lens practice. Their impact can be profound and life changing, both to the patient and the practice. This tract will provide comprehensive and highly clinical information on how to select a scleral lens design for both basic and advance cases, how to assess the fit and how to solve problems that may develop. Learn skills that will take your abilities and patient satisfaction to the next level.

- 31L1
- Scleral Lens Basic Fitting
- 33L1
- Scleral Lens Troubleshooting
- 35L1
- Specialty Contact Lens Workshop

VISION SERIES

This all-new-for-2023 format invites you to grab a bite to eat or drink and continue learning over breakfast or lunch. Take a break from the exhibit hall or formal classroom learning as industry leaders address the latest clinical innovations in a relaxed and collaborative learning environment. Then put theory into practice by heading back into the exhibit hall to connect and build on your classroom learning. Vision Series sessions are open to Optometrists only. **NOT FOR CREDIT.**

Please check our website east.visionexpo.com for the list of Vision Series sessions.

INNOVATION STAGE

Located in the exhibit hall at The Bridge, our Innovation Stage sessions feature free, sponsored content for all attendees. Learn about the latest products and services over complimentary snacks and beverages in a casual, soft-seating environment.

Please check our website east.visionexpo.com for the list of Innovation Stage sessions.

FREE EDUCATION

GLOBAL CONTACT LENS FORUM

This free, informative and highly attended 'meeting within a meeting' provides attendees with practical, timely tips in both clinical and business processes that will take your specialty contact lens practice to the next level. A panel of respected, highly successful contact lens practitioners will provide personal insights gleaned from their real world experience. This will be followed by practical problem-solving of the contact lens red eye. Finally, learn about marketing for specialty contact lenses.

THE GLOBAL CONTACT LENS FORUM IS DIRECTED BY THOMAS QUINN, OD

THURSDAY, MARCH 16

7:00 AM - 8:00 AM 10L1 - Elevating Your Contact Lens Practice Moderator: Thomas Quinn, OD Panelists: Melanie Frogozo, OD; Jason Compton, OD; Sheila Morrison, OD	8:00 AM - 9:00 AM PROMOTIONAL BREAKFAST SYMPOSIUM <i>Presented by:</i> Coopervision NOT FOR CREDIT	9:15 AM - 11:15 AM 10L2 - Seeing Red: Practical Problem-Solving of CL Red Eye Speakers: Thomas Quinn, OD; Melanie Frogozo, OD; Jason Compton, OD; Sheila Morrison, OD	11:30AM-12:30PM 10L3 - Marketing for Specialty Contact Lenses Speaker: Jason Compton, OD	12:30PM-1:00PM PROMOTIONAL LUNCH SYMPOSIUM MAXimize Contact Lens technology for your patients <i>Presented by:</i> Johnson & Johnson Vision Speaker: Kurt Moody OD, FAAO	1:00PM-1:30PM <i>Presented by:</i> Bausch + Lomb NOT FOR CREDIT
				NOT FOR CREDIT	

4 HOURS FREE CE | ADVANCED REGISTRATION REQUIRED | ACCREDITATION PENDING - COPE, NCLE, FL BOARDS OF OPTOMETRY + OPTICIANRY, NY STATE OPTICIAN - CONTACT LENS - INTERMEDIATE

MARCH MADNESS

In the spirit of high stakes competition, panelists will compete against each other by presenting interesting cases highlighting imaging technology. The audience decides who wins each match via attendee interactive polling technology. The competition is fierce and the stakes are high as the loser goes home and the winner advances until the final showdown. Come be a part of this unique program that captures the thrill of victory and the agony of defeat as a champion gets crowned.

THURSDAY, MARCH 16

11:15AM-1:15PM 10C1 – March Madness: Case Challenges in Optometry - Optimizing Ocular Imaging Workshop Speaker: Mark Dunbar, OD, FAAO LIMITED ATTENDANCE	1:30PM-3:30PM 10C2 – March Madness: Case Challenges in Optometry - Optimizing Ocular Imaging Round 1 Moderator: Mark Dunbar, OD, FAAO Panelists: Julie Rodman, OD; Mohammad Rafieetary, OD; Steven Ferrucci, OD; Carolyn Majcher, OD; Marc Bloomenstein, OD; Spencer Johnson, OD; Mark Schaeffer, OD	3:45PM-4:45PM 10C3 – March Madness: Case Challenges in Optometry - Optimizing Ocular Imaging Semifinals and Finals Moderator: Mark Dunbar, OD, FAAO Panelists: Julie Rodman, OD; Mohammad Rafieetary, OD; Steven Ferrucci, OD; Carolyn Majcher, OD; Marc Bloomenstein, OD; Spencer Johnson, OD; Mark Schaeffer, OD
---	--	--

5 HOURS FREE CE | ADVANCED REGISTRATION REQUIRED | ACCREDITATION PENDING - COPE, FL BOARD OF OPTOMETRY

THURSDAYMARCH 16

PROGRAM SUBJECT TO CHANGE AS OF 01-06-23.

FREE! GLOBAL CONTACT LENS FORUM

7:00 AM – 8:00 AM	10L1 - FREE
	Elevating Your Contact Lens Practice Moderator: Quinn Panelists: Frogozo, Compton, Morrison C,FL-OD, FL-OP,N-NO,NYS-CL-I
9:15 AM – 11:15 AM	10L2 - FREE
	Seeing Red: Practical Problem-Solving of CL Red Eye Quinn, Frogozo, Compton, Morrison C,FL-OD, FL-OP,N-O2,NYS-CL-I
11:30 AM – 12:30 PM	10L3 - FREE
	Marketing for Specialty Contact Lenses Compton C,FL-OD, FL-OP,N-NO,NYS-CL-I

CLINICAL					
11:15 AM – 1:15 PM					10C1 - FREE
					MARCH MADNESS: Case Challenges in Optometry - Optimizing Ocular Imaging Workshop Dunbar Limited Attendance C,FL-OD
1:30PM – 3:30PM	11C1		11C3	11C4	10C2 - FREE
	Glaucoma Grab Bag: Practical Guidelines for Effective Glaucoma Management Marrelli C,FL-OD, TPA, T		Ophthalmic Therapeutics Update Steen C,FL-OD,T, TPA	Myopia Control Kattouf C,FL-OD	MARCH MADNESS: Case Challenges in Optometry - Optimizing Ocular Imaging Round 1 Moderator: Dunbar Panelists: Bloomenstein, S. Johnson, M. Schaeffer, Rafieetary, Ferrucci, Majcher, Rodman C,FL-OD
3:45PM – 4:45PM	12C1	12C2			10C3 - FREE
	Problem Solving in Glaucoma Management Steen C,FL-OD, TPA	Corneal Relationship Therapy: Managing the Neurotrophic Keratitis Bloomenstein C,FL-OD, TPA, T			MARCH MADNESS: Case Challenges in Optometry - Optimizing Ocular Imaging Semifinals and Finals Moderator: Dunbar Panelists: Bloomenstein, S. Johnson, M. Schaeffer, Rafieetary, Ferrucci, Majcher, Rodman C,FL-OD
5:00PM – 6:00PM			13C4		
			Prescription Formulas for the Pediatric Patient Kattouf C,FL-OD, TPA, O		

TRACK KEY

Anterior Segment	Glaucoma	Imaging Technology	Myopia
Non-Track	Optometric/Surgical Procedures	Pharmacology	Posterior Segment/Retina
Scleral Lens	Surgical/Co-Management	Systemic Disease/Diabetes	Presbyopia

VISION EXPO MARKETING & SOCIAL MEDIA BOOTCAMP

In partnership with Marketing4ECPs

8:30 AM – 9:30 AM	10B1
	Top 10 Things You Need To Do To Market Your Practice Choryan C
9:45 AM – 10:45 AM	10B2
	An Instagram Workshop & Strategy Session Kemp C
11:00 AM – 12:00 PM	10B3
	What is SEO and Why Is It Important For My Marketing? Laurenson C
1:00 PM – 2:00 PM	10B4
	Is Google Still King? Charest C
2:15 PM – 3:15 PM	10B5
	Easily Find & Create Content to Fill Your Social Media Calendar Alexander C
3:30 PM – 4:30 PM	10B6
	Build A Complete Marketing Plan & Budget In An Hour Wilhelm C

OPTICAL TECHNOLOGY		BUSINESS SOLUTIONS
11O1		11B1
Visual Assessment: More Than Just a Refraction Kazemi, Hoff A-O3, NYS, FL-T		The Patient Journey - Prescribing Alexander A-O1, NYS, FL-OP
12O1	12O2	12B1
Demystifying Near Task Specific Lenses Kazemi, Hoff A-O3, NYS, FL-T	Take This Class First: Know How to Assess a Frame Line for Quality and Fit Before You Visit Vendors Collins A-O1, NYS, FL-T	Multi-Pair Sunglass Sales Alexander A-O1, NYS, FL-OP
13O1	13O2	13B1
The ABCs on Pediatric Vision Kazemi, Hoff FL-T,NYS-D/CL-I,A-O1, NYS, FL-T	Optical Case Studies of the Rich and Famous Walker A-O3, NYS, FL-T	Uncommon & Complicated Case Reports in Trouble Shooting Alexander A-O3, N-O3, NYS, FL-OP

ACCREDITATION LEGEND

A-NO/O1/O2/O3 – ABO-Non-Ophthalmic/Ophthalmic I/Ophthalmic II/Ophthalmic III, C – COPE, FL-OD – Florida State Board of Optometry, FL-OP – Florida State Board of Opticianry, FL-T – Florida State Board of Opticianry – Technical, N-NO/O1/O2/O3 – NCLE-Non-Ophthalmic/Ophthalmic I/Ophthalmic II/Ophthalmic III, NYS-D/CL – B/I/A – New York State Optician – Dispensing/Contact Lens – Basic/Intermediate/Advanced, O – Orals, P – AOA Paraoptometric Commission, T – TQ/CEE, TPA – Therapeutic



Provide your staff with the highest quality and most affordable opportunity to learn with a comprehensive package that includes unlimited hours of Education.
LOOK FOR THE OPTICON LOGO  IN THE DAILY COURSE GRID SCHEDULE SIGNIFYING SESSIONS BEING DEVELOPED BY OPTICON.

CLINICAL							CONTACT LENS
7:15AM – 8:15AM	21C1 MIGS in Glaucoma Schweitzer	21C2 The Pain Game, Exploring Ocular Pain and Inflammation Cunningham			21C5 COVID 19, Diabetes, Hypertension, and Racial Health Disparities Reynolds		21L1 Dry Eye and Contact Lens Wear Frogozo
	C,FL-OD, TPA	C,FL-OD, O, TPA			C,FL-OD		C,FL-OD
8:30AM – 9:30AM	20C1 Vision Series – Presented by TBD						
	FREE, NOT FOR CREDIT. OPTOMETRISTS ONLY						
9:45AM – 10:45AM	23C1 A Roadmap for Making the Diagnosis in Glaucoma Schmidt, Chaglasian	23C2 MGD and DB: New Technology for Diagnosis and Management Hom, M. Schaeffer	23C3 OCT/OCTA: the What, When and How Rodman	23C4 Under Pressure - The New Hypertension Guidelines Reynolds	23C5 AMD: The Past, Present and Future Ferrucci	23C6 Corneal Hysteresis and IOPcc: Glaucoma Vitals for the Modern Era Schweitzer	23L1 Incorporating Myopia Management Into Practice Frogozo, Compton
			C,FL-OD	C,FL-OD		C,FL-OD	
11:00AM – 12:00PM			24C3 Grand Rounds Retina Potpourri, It's Not Rare if it's in Your Chair Rodman	24C4 Pharmacology Update Reynolds		24C6 Intense Pulse Light IPL as Adjunctive Treatment for MGD in Ophthalmic Practices Devries	
	C,FL-OD	C,FL-OD, TPA, O, T	C,FL-OD	C,FL-OD, O	C,FL-OD, TPA, T	C,FL-OD, TPA	C,FL-OD
12:15PM – 2:30PM	20C2 Vision Series – Presented by TBD <i>This session is 12:15-1:15pm</i>	20C3 Vision Series – Presented by Bausch + Lomb: <i>This session is 12:15-1:15pm</i>		20C4 OCT Workshop Bossie, Rodman, Majcher <i>Limited Attendance \$186 This workshop is 12:30-1:30pm</i>			
	FREE, NOT FOR CREDIT. OPTOMETRISTS ONLY						C,FL-OD
2:45PM – 4:45PM	25C1 A Roadmap to Medical Management of Glaucoma Marrelli, Chaglasian	25C2 The Optometrist's Guide to Managing Presbyopia J. Johnston, Cunningham		25C4 Flexing your Optometric Skills: A Practical Hands On Management of Common Anterior Segment Challenges Bloenstein, Devries	25C5 The OD Role in Diabetes Reynolds	25C6 Lights, Lasers, Action! Incorporating Aesthetics Into Your Practice Periman, McGee, Davison	25L1 How To Build An Ortho-K Practice Compton, Morrison
	C,FL-OD, TPA	C,FL-OD, TPA, T		C,FL-OD	C,FL-OD, T	C,FL-OD	C,FL-OD
5:00PM – 6:00PM	26C1 Individualizing Glaucoma Treatment: Understanding How to Utilize Traditional and Novel Agents Schweitzer	26C2 Systemic Medications in Optometry Cunningham		26C4 Getting Started With OCT Rodman	26C5 What's Hot in Retina Rafieetary	26C6 Intersection of Dry Eye and Beauty: Design, Build and Brand a Profitable Dry Eye Spa Davison	26L1 How To Set Achievable Myopia Management Expectations Compton
	C,FL-OD, TPA	C,FL-OD, TPA, O		C,FL-OD	C,FL-OD	C, FL-OD, TPA	C,FL-OD

TRACK KEY

Anterior Segment	Glaucoma	Imaging Technology	Myopia
Non-Track	Optometric/Surgical Procedures	Pharmacology	Posterior Segment/Retina
Scleral Lens	Surgical/Co-Management	Systemic Disease/Diabetes	Presbyopia

OPTICAL TECHNOLOGY					BUSINESS SOLUTIONS					
21O1	21O2		21O4	21O5	21B1	21B2		21B4	21B5	
Taking the Complication Out of Compensation <i>Alexander</i> 🔗	Intro to Sports Vision Children Who Play Sports Need Safety Eye Protection <i>Mena</i> 🔗		Frame Styling with Science and Savvy to Minimize Thickness and Maximize Patient Delight <i>Collins</i> 🔗	Biomicroscope Usage in a Contact Lens Practice <i>Gzik</i> <i>This course is 2 hours from 7:15am - 9:15am</i> 🔗	Strategies for Dealing with Unhappy Patients <i>Ganem</i> 🔗	Talking 'Bout My Generation <i>Manso</i> 🔗		Love It or List It <i>Helmus</i>	Leadership and Culture: How To Be a Great Leader by Influencing the Culture Within Your Practice to Make Your Team Smarter <i>J. Johnston</i>	
A-O3, NYS, FL-T	A-O1, NYS, FL-T		A-O2, NYS, FL-T		A-NO, NYS, FL-OP	A, NYS, FL-OP		C,FL-OD	C,FL-OD	
22O1	22O2	22O3			22B1	22B2		22B4	22B5	22B6
The Anti-Fatigue Lens Opportunity! <i>Alexander</i> 🔗	Sports EYEillustrated: Keep Your Head In The Game! <i>Mena</i> 🔗	Rose-colored Glasses: How Our Eyes Perceive Color and How You Can Manipulate Color Like a Wizard <i>Collins</i> 🔗			Time Management Made Easy: Task and Time Management Strategies and Techniques <i>Ganem</i> 🔗	Attracting Quality Staff (in a Difficult Employment Market) <i>Manso</i> 🔗		Worried About Audits? You Should Be, But Likely Not for the Reasons You Are <i>Wolfe</i>	Don't Even Think About Building a New Building Without Seeing This Presentation <i>Steele</i>	The Transformation of Eyecare from Emerging Trends: Welcome to the Golden Age of Optometry <i>Binkowitz</i>
A-O3, NYS, FL-T	A-O1, NYS, FL-T	A-O2, NYS, FL-T		N-O3, NYS, FL-T	A-NO, NYS, FL-OP	ABO, FL-OP, NYS-D-B		C,FL-OD	C,FL-OD	C,FL-OD
23O1	23O2	23O3	23O4			23B2	23B3	23B4	23B5	23B6
Myopia Matters <i>Parker</i> 🔗	Topography and Corneal Measurement <i>Gzik</i> 🔗	Light Filtering Lenses <i>Manso</i> 🔗	Introduction to Lensometry Hands-on Workshop <i>Bourque</i> <i>This course is 2 hours from 9:45am – 11:45am</i> 🔗			The Leadership Challenge: Uncovering Your Leadership Skills <i>Ganem</i> 🔗	MBA Strategy to Maximizing Inventory ROI <i>Walker</i> 🔗	Lost Revenue Opportunities and How To Reclaim Them <i>Binkowitz</i>	Eyecare CEO Insights <i>Sian</i>	The Ins and Outs of Optometry Contracts: What Associate ODs Should Watch For and How Employers Can Seal the Deal <i>Lopez</i>
A-O1, N-O1, NYS, FL-T	A-O1, N-O1, NYS, FL-T	ABO, FL-T, NYS-D-I				A-NO, NYS, FL-OP	A-NO, NYS, FL-OP	C,FL-OD	C,FL-OD	C,FL-OD
24O1	24O2	24O3			24B1			24B4	24B5	24B6
Prism Made Easy; Practical Applications <i>Walker</i> 🔗	My Child is Not Old Enough for Contact Lenses Guess Again <i>Mena</i> 🔗	Develop a Working Understanding of Digital Compensation <i>Collins</i> 🔗			Telehealth is Here to Stay. Really! <i>Manso</i> 🔗			The Power of E-Commerce in Eyecare <i>Sian</i>	Inflationary Tactics - How Your Practice Can Thrive Even When Under Stagnant Reimbursements <i>Wolfe</i>	Team! Dream It! Teach It! Be It! <i>Carlson</i>
A-O1, NYS, FL-T	A-O1, N-O1, NYS, FL-T	A-O2, NYS, FL-T	NYS, FL-T		A-NO, N-NO, NYS, FL-OP			C,FL-OD	C,FL-OD	C,FL-OD
20O1										
OptiCon General Session, A Conversation with Delilah 🔗 <i>This session is 12:30-1:30pm</i>										
A-NO, N-NO, NYS, FL-T										
25O1	25O2	25O3	25O4		25B1	25B2		25B4	25B5	25B6
How SOAP Makes Life Easier <i>Parker</i> 🔗	My Eyes Always Water: Dry Eye and Management <i>Gzik</i> 🔗	What Are All These Adjustment Tools? <i>Bourque</i> 🔗	Advanced Lensometry, Application of ANSI Standards <i>Aceto</i> 🔗		Creating Your Best Self In Spite of Fear or Challenge <i>Gibb</i> 🔗	MBA Methods of Leading and Managing Your Practice <i>Walker</i> 🔗		Think Managing Ocular Disease is a Drain on Your Practice Revenues? Think again! <i>Wolfe</i>	Building Your Business For Profit <i>Binkowitz, Kling</i>	Developing The CEO Within You <i>Carlson</i>
A-O1, NYS, FL-T	N-O3, NYS, FL-T	A-O2, NYS, FL-T	A-O2, NYS, FL-T		A-NO, NYS, FL-OP	A-NO, NYS, FL-OP		C,FL-OD	C,FL-OD	C,FL-OD
26O1	26O2	26O3			26B1		26B3	26B4	26B5	26B6
Advanced Optical Formulae <i>Walker</i> 🔗	Design and Fitting GP Lenses <i>Gzik</i> 🔗	Fundamentals of Fitting Accommodation and Convergence <i>Hanlin</i> 🔗			Opticianry & Telehealth Comprehensive Eye Exams <i>Bourque</i> 🔗		Myopia Control in Eyecare <i>Aceto</i> 🔗	Building Sales Without Selling <i>Binkowitz</i>	Boots on the Ground Marketing <i>Helmus</i>	Hiring An Associate Optometrist: How Candidates Can Stand Out and How Employers Can Hire the Right Way <i>Lopez</i>
A-O3, NYS, FL-T	N-O1, NYS, FL-T	A-O2, NYS, FL-T			A-O1, NYS, FL-OP		A-O1, N-O1, NYS, FL-OP	C,FL-OD	C,FL-OD	C,FL-OD

ACCREDITATION IS PENDING

The “pending CE approval” courses are being submitted to the accrediting agencies for consideration of approval – if the accreditation designation is NOT listed, the course is NOT being submitted to that agency.

SATURDAYMARCH 18

PROGRAM SUBJECT TO CHANGE AS OF 01-06-23.

CLINICAL							CONTACT LENS
7:15AM – 8:15AM	31C1 Visual Fields, A Virtual Reality Ibach C,FL-OD	31C2 Advancing the Understanding of Geographic Atrophy Dunbar, Modi C,FL-OD	31C3 New Technology in Eye Care Thimons C,FL-OD	31C4 Nutrition in Clinical Optometry Poteet, Newsome C,FL-OD, O	31C5 OCT Angiography Majcher C,FL-OD		31L1 Scleral Lens Basic Fitting Pal, Lee C,FL-OD
8:30AM – 9:30AM	30C1 Vision Series – Presented by Dompe FREE, NOT FOR CREDIT. OPTOMETRISTS ONLY						
9:45AM – 11:00AM	33C1 Innovations in Glaucoma: Next Generation Technology, Medications, and Delivery Schweitzer	33C2 The Greatest Anterior Segment Disease and Medical Management of Contact Lens Complications Course Ever Periman, Bloomenstein, Karpecki, J. Schaeffer	33C3 Laser Therapy and Advanced Procedures S. Johnson C,FL-OD, TPA 34C3 Expand Your Practice: How To Integrate Low Vision Into Everyday Patient Care and Improve Outcomes Malkin	33C4 Healthy Living and Healthy Aging for Healthy Eyes Poteet, Newsome	33C5 A Multimodal Imaging Grand Rounds Majcher	33C6 2020 And Beyond Surgical Innovations and Updates J. Johnston, Cunningham	33L1 Scleral Lens Troubleshooting Pal, Lee C,FL-OD 34L1 Keratoconus 1, 2, 3 Keratoconus Management Gelles
11:00AM – 12:00PM	C,FL-OD, TPA	C,FL-OD, O, TPA, T	C, FL-OD	C,FL-OD	C,FL-OD, T	C, FL-OD, T	C,FL-OD
12:15PM – 2:30PM	30C2 Vision Series – Presented by Topcon <i>This session is 12:15-1:15pm</i> FREE, NOT FOR CREDIT. OPTOMETRISTS ONLY	30C3 Vision Series – Presented by Zeiss Meditec <i>This session is 12:15-1:15pm</i> FREE, NOT FOR CREDIT. OPTOMETRISTS ONLY		30C4 Injections and Minor Procedures Workshop S. Johnson Limited Attendance \$186 <i>This session is 12:30-2:30pm</i> C,FL-OD			
2:45PM – 4:45PM	35C1 Glaucoma Grand Rounds Schmidt C,FL-OD, TPA, T	35C2 Ocular Surface Disease and Dry Eye Periman, Bloomenstein, Karpecki, J. Schaeffer	35C3 Oral Pharmaceuticals in an Optometric Practice Lonsberry		35C5 The Greatest Posterior Segment Disease Course Ever Ferrucci, Raffieetary, Dunbar	35C6 Rapidly Changing Landscape of Refracting Technology Ibach, Gelles	35L1 Specialty Contact Lens Workshop Pal, Lee, Barnett, Frogozo <i>Limited Attendance \$186</i> C,FL-OD
5:00PM – 6:00PM		36C2 Topical Management of Presbyopia now and tomorrow M. Schaeffer C,FL-OD, TPA	36C3 Keratoconus and Crosslinking in the 21st Century Ibach C,FL-OD, TPA				36L1 Hold My Beer: Lessons Learned While Managing Corneal and Ocular Surface Disease with Scleral Lenses Gelles C,FL-OD

ALLIED HEALTH	OPTICAL TECHNOLOGY							BUSINESS SOLUTIONS			
32A1 Ophthalmic Testing – How to Perform, How to Interpret Zeitlin 🔗 A-O12, N-O2, P	32O1 Optical Mythbusters Workshop Bourque 🔗 A-O1, NYS, FL-T	32O2 The Effect of Small Prism on Visual Comfort Shoven 🔗 A-O1, NYS, FL-T	32O3 ANSI Standards: What's New? Walker 🔗 A-O3, NYS, FL-T	32O4 Compensated Powers (and Other Ophthalmic Conundrums) Hanlin 🔗 A-O2, NYS, FL-T	32O5 Blue You Are My Boy Parker 🔗 A-O1, NYS, FL-T	32O6 The Power of Polarized Lenses O'Keefe 🔗 A-O1, NYS, FL-T		32B3 Crazy For Culture Carlson C,FL-OD	32B4 8 Common Cash Flow Pitfalls Kling C,FL-OD		
33A1 Clinical Ocular Concepts for Allied Health Professionals Young 🔗 P	33O1 The Opticians Guide to Understanding Genetic Eye Diseases Phillips 🔗 A-O2, N-O2, NYS, FL-T	33O2 Diagnostic Testing: What Opticians and Technicians Need to Know to Get the Best Results Zeitlin 🔗 A-O2, N-O2, NYS, FL-T	33O3 Compression Mounting Adjustments, Repairs, Assembly Aceto 🔗 A-O2, N-O2, NYS, FL-T	33O4 Ophthalmic Lens Properties: Who Knew? O'Keefe 🔗 NYS, FL-T				33B1 Optical Talk for Techs and Team Members Gibb 🔗 A-NO, NYS, FL-OP	33B2 How to Hire from Within Your Practice Shoven 🔗 A-NO, NYS, FL-OP	33B3 What Gets Measured Gets Managed: Understanding the Key Financial Metrics of Your Optometry Practice Cmejla C,FL-OD	33B4 Why a Healthy Business Beats a Smart Business McElroy C,FL-OD
	30O1 NFOS College Bowl 🔗 <i>This session is 12:30-1:30pm</i> A-NO, N-NO, NYS, FL-T										
35A1 Associations Between Systemic Disease, Systemic Medications and Eye Pathology Zeitlin 🔗 A-O2, P		35O2 Specialty Soft and Hybrid Contact Lenses Phillips 🔗 N-O3, NYS, FL-T	35O3 Establishing a Solid Foundation: RGP Designs and Fitting Bruce 🔗 N-O2, NYS, FL-T	35O4 Fitting Beyond the Limbus Buckner 🔗 N-O3, NYS, FL-T				35B1 The Fourteen Service Behaviors Every Practice Needs Gibb 🔗 A-NO, NYS, FL-OP		35B3 The CEO Guide to a Practice that has Grown 9X Steele C,FL-OD	35B4 Practice Purchase 101: Everything You Need to Know to Purchase your First (Next) Practice Kling C,FL-OD
36A1 Improving Patient Communication to Achieve Understanding Parker 🔗 A-O1, P		36O2 Contact Lens Care and Compliance Rivera 🔗 N-O2, NYS, FL-T	36O3 Two Eyes and One Brain, What Could Possibly Go Wrong? Shoven 🔗 A-O2, NYS, FL-T	36O4 Why Contacts? Bruce 🔗 N-O1, NYS, FL-T				36B1 Risky Business - Dare To Be Different in The Optical Keating 🔗 A-NO, NYS, FL-OP		36B3 3.5 Best Tools of a Leader McElroy C,FL-OD	36B4 The Lean Machine: A Systematic Approach to an Efficient and Cost Effective Practice Neufeld C,FL-OD

TRACK KEY

Anterior Segment	Glaucoma	Imaging Technology	Myopia
Non-Track	Optometric/Surgical Procedures	Pharmacology	Posterior Segment/Retina
Scleral Lens	Surgical/Co-Management	Systemic Disease/Diabetes	Presbyopia

ABOUT ACCREDITATION

The accreditation designations serve as a guide to assist you with course selections. The courses listed are "pending CE approval." Please refer to VEW2023.com/Policies for current CE approvals. You can change a course selection after you register by calling Client Services at 1.800.811.7151.

Vision Expo is not responsible for courses that do not receive accreditation. Do not assume that the courses you register for will be approved. You will not receive credit if you are late to a course. Course approval information will also be available onsite in the Education Office.

CLINICAL					CONTACT LENS
7:15AM – 8:15AM				41C4 Florida Prevention of Medical Errors in Eyecare K. Spear, C. Spear	
8:30AM – 9:30AM	42C1 Practical Approach to Uveitis Management Quint C,FL-OD, TPA, O	42C2 Pregnancy and the Eye: What to Do When Caring For Two Koetting C, FL-OD			42L1 Corneal Diagnostics A-Z Gelles C,FL-OD
9:45AM – 10:45AM	43C1 Ocular Emergencies Quint, M. Schaeffer	43C2 Nuts and Bolts of Dry Eye Technology Koetting	43C3 Periocular Malignancies Gurwood, Myers	43C4 Florida Jurisprudence Laws and Rules of Practice C. Spear, K. Spear	43L1 Innovations in Multifocal Contact Lenses Barnett, Davison
11:00AM – 12:00PM	C, FL-OD, TPA, O	C,FL-OD, TPA	C, FL-OD, T	C, FL-OD	C,FL-OD
1:00 PM – 3:00 PM	45C1 Management of Ocular Pain: Considerations when Prescribing Opiates Gurwood, Myers C,FL-OD, O, TPA, T	45C2 Exploring the Autoimmune Diseases: A Systemic Approach Lonsberry C,FL-OD, TPA, O, T			

OPTICAL TECHNOLOGY			BUSINESS SOLUTIONS		
41O1 Finding Our Passion and Purpose as a Contact Lens Fitting Professional While Changing Patients Lives Rivera N-O2, NYS, FL-T	41O2 Sports & Eyewear Safety for Your Pediatric Patients Bruce A-O2, NYS, FL-T		41B1 Scotomas of Practice Profitability Parker A-O1, NYS, FL-OP		41B3 Meet Your ROI Dream: Your New "Presbyopia Management Clinic" Nanasy C,FL-OD
42O1 Understanding Keratometry and Slit Lamp Biomicroscopy Rivera N-O1, NYS, FL-T	42O2 Ocular Complications Associated with Contact Lens Wear Keating N-O2, NYS, FL-T	42O3 Understanding Glaucoma: Making the Pieces of the Puzzle Fit Dunbar NYS, FL-T	42B1 It's Not All About You! Brush A-NO, NYS, FL-OP	42B2 Avoiding Meeting Meltdown O'Keefe A-NO, NYS, FL-OP	42B3 Roadmap to Sport Team Partnerships - No Equipment Required! Nanasy C,FL-OD
43O1 Fundamentals of Soft Contact Lens Fitting Rivera N-O1, NYS, FL-T	43O2 Niches Keating N-O3, NYS, FL-T	43O3 Advancements in Photochromics Technology: Solutions for Today's World O'Keefe A, NYS, FL-T	43B1 BREAKING BAD buying habits Brush A-O1, NYS, FL-OP		43B3 Creating Long Term Private Practice Success Through Real Estate Neufeld C,FL-OD
44O1 Make Life Easier with Tints Keating A-O1, NYS, FL-T	44O2 Blue Light Hanlin A-O2, NYS, FL-T		44B1 When Life Gives You Lemons Brush A-O1, NYS, FL-OP		44B3 Efficiently Planning for Practice Succession Cmejla C,FL-OD
45O1 Basic Frame Repair Workshop Neff A-O1, NYS, FL-T	45O2 Ocular Dissection Aceto N-O2, NYS, FL-T	45O3 Comprehensive Hands on Soft Contact Lens Fitting Workshop Gzik N-O1, NYS, FL-T	45B1 Seeing Through Your Patient's Eyes Bourque A-O1, NYS, FL-OP		45B3 Profit First: Eradicating Business Poverty Kling C,FL-OD

TRACK KEY

Anterior Segment	Glaucoma	Imaging Technology	Myopia
Non-Track	Optometric/Surgical Procedures	Pharmacology	Posterior Segment/Retina
Scleral Lens	Surgical/Co-Management	Systemic Disease/Diabetes	Presbyopia

EDUCATION REGISTRATION

- Course handouts will be available online prior to the Education Program. They will not be available onsite. After you register for your courses, you will be able to print your own course handouts and bring them to the Education Program. Course handouts will also be available online for one month after the program and on the Vision Expo Mobile App.
- In an effort to improve the Education registration process, badges will not be mailed. Please bring your confirmation letter with barcode onsite to Registration to have your badge and course itinerary printed when you arrive at the conference. This will ensure that you have the most up-to-date course information on your badge barcode and course itinerary, including room numbers.
- Your badge barcode will have all of your registered courses embedded in it, which is required for course entry. If you make any course changes onsite after you have already printed your badge, you will need to get a new badge printed so that your current courses are embedded in your updated badge barcode.
- After the Education Program, you will receive a letter via e-mail verifying your course attendance. Please submit this letter to your state board/national accreditation agency for license renewal. If you did not supply an e-mail address when you registered, please update your registration record by calling Client Services at 1.800.811.7151.

200°
of iCare

Visit VEE
Booth F2511
for show
specials!



iCare EIDON

Eidon Ultra-Widefield:
200 degrees of **imaging**

iCare's unique combination of sharpness and TrueColor now offers a wider view of the retina. Subtle signs of pathologies can be detected from the center to the periphery, up to 200°.*

- + Rich in details from center to periphery
- + Imaging through media opacities

* Ultra-Widefield imaging is available with the optional EIDON UWF Module.



iCare HOME2

24-hour at home
tonometry

- + **NEW!** Supine, reclined & seated positions
- + **NEW!** New smart light guide for easy positioning
- + **NEW!** Interactive display screen
- + **NEW!** Comprehensive IOP reports



For more information, scan,
call 888.422.7313, or email
infoUSA@icare-world.com
www.icare-world.com/USA

For better perception **icare**

COMPASS, DRS, DRSplus, EIDON, EIDON AF, EIDON FA, MAIA are devices manufactured by Centervue Spa. IC200, IC100, HOME, TA01i are devices manufactured by iCare. iCare is a registered trademark of ICARE FINLAND OY. CENTERVUE S.P.A., ICARE USA INC. and ICARE FINLAND OY are parts of REVENIO GROUP and represent the brand iCare.

FULLY-FEATURED OCT WITH ONE-TOUCH ACQUISITION

Maestro2

The fast, affordable, automated
OCT and fundus camera.



FEATURES



High Quality Imaging
Clear, detailed OCT and
true color fundus images



Single-Touch automatic
alignment, focus,
optimizing and capturing



**The Hood Report for
Glaucoma** enables you to
make a quick visual field
assessment for your patients



Connect with your EMR
to create patient
worklists conveniently in
one centralized place

VISIT US AT VEE2023
BOOTH F2835 FOR A DEMO

TOPCON Healthcare

©2022 Topcon Healthcare | topconhealthcare.com

Experience Heru for yourself in **Booth #2234**

One Platform. Many Uses.

Expand Practice Capabilities.
Enhance the Patient Experience.

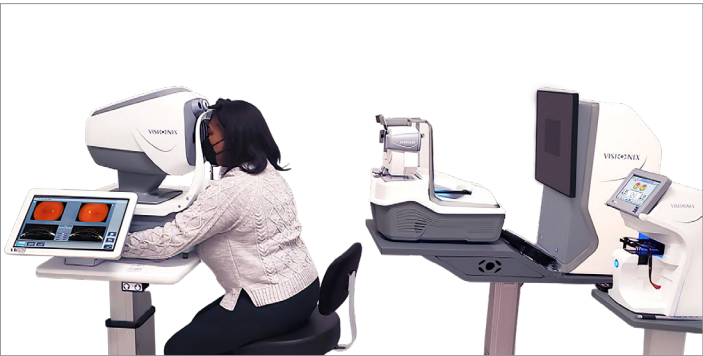
Heru's Wearable Vision Exams.



Visit booth
#F2205 for
live demos
and show
specials!

Visionix: Efficiency without compromise

A powerhouse of equipment in a small footprint



Visionix integrated devices combine multiple test functionalities in a small package—providing all necessary data for a comprehensive screening in a small footprint. The compact Eye Refract and VX 650 can be placed on a single tabletop or separately in a five square feet pre-test room. The optional table's ergonomic design allows a wheelchair to fit comfortably, an excellent benefit for practitioners who see patients with special needs.

Now you can add OCT to this compact and efficient set-up with the Optovue iScan 80 by Visionix software assisted OCT.

Automated anterior and posterior screening

VX 650 offers anterior and posterior segment screening in a single device with the touch of a button. Technologies include Shack-Hartmann wavefront aberrometry, Scheimpflug imaging, Placido Ring topography, retro-illumination, anterior chamber analysis, pachymetry, non-contact tonometry, anterior and posterior corneal tomography, and 45-degree retinal imaging.

Computer-assisted binocular refraction

The 2nd generation Eye Refract utilizes a unique and innovative technology which performs an automatic binocular refraction powered by computer-generated algorithms. With over 5.5 million refractions to date and accuracy backed by published ARVO studies, it is a device you can confidently rely on.

The OCT that practically runs itself

iScan 80 OCT offers all of the scans available on a traditional OCT with the added benefit of simplified operation. Scan acquisition is as easy as positioning the patient with the assistance of iScan 80's Pupil Alignment Technology, choosing the scan and pushing start. iScan 80 performs all of the focus and alignment operations while talking the patient through the entire exam.



1 (800) 729-1959
visionix.com/us/visionexpo

Optimize diabetic and glaucoma screening

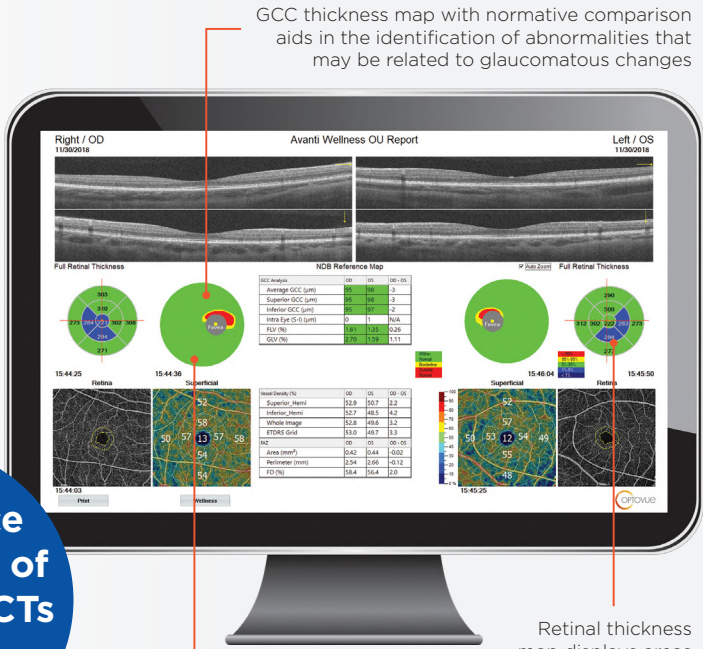
Elevate wellness

The Optovue AngioWellness scan by Visionix enables comprehensive assessment of your diabetic patients and glaucoma suspects by combining structural information on retinal and ganglion cell thickness with objective metrics on retinal vasculature. Utilize Faz Analytics to uncover early indicators of diabetic changes.

Elevate patient care

If you're looking for ways to promote better monitoring of patient eye health and differentiate your practice, look into the AngioWellness scan. In just seconds, this all-in-one report streamlines your exam process by quickly confirming normal — or helping you more efficiently diagnose pathology.

Experience a full range of Optovue OCTs at booth #F2205



Vessel density map shows areas of capillary dropout that may indicate early changes in diabetic eyes or correlate with structural or visual field changes in glaucoma patients

Retinal thickness map displays areas of thickening or thinning that may be associated with conditions such as diabetic retinopathy



1 (800) 729-1959
visionix.com/us/visionexpo



MARKETING AND SOCIAL MEDIA BOOTCAMP

BROUGHT TO YOU BY:

marketing4ecps

MARCH 16, 2023

JACOB JAVITS CONVENTION CENTER, NEW YORK

REGISTER NOW



TOP 10 THINGS YOU NEED TO DO TO MARKET YOUR PRACTICE
8:30AM – 9:30AM



AN INSTAGRAM WORKSHOP & STRATEGY SESSION
9:45AM – 10:45AM



WHAT IS SEO AND WHY IS IT IMPORTANT FOR MY MARKETING?
11:00AM – 12:00PM



IS GOOGLE STILL KING?
1:00PM – 2:00PM



EASILY FIND & CREATE CONTENT TO FILL YOUR SOCIAL MEDIA CALENDAR
2:15PM – 3:15PM



BUILD A COMPLETE MARKETING PLAN & BUDGET IN AN HOUR
3:30PM – 4:30PM

Time well spent.

With **Chronos Automated Binocular Refraction System**, spend more quality time on what matters most, your patients.

VISIT US AT VEE2023 **BOOTH F2835** FOR A DEMO



©2022 Topcon Healthcare | topconhealthcare.com





Seeing beyond

ZEISS CLINICAL APPLICATIONS

Open Office Hours

For new technicians

Register now



Weekly training for ZEISS CIRRUS OCT, IOLMaster, CLARUS and HFA3

ZEISS Clinical Applications Open Office Hours are weekly training sessions curated specifically for new technicians to build instrument skills and confidence. The ZEISS Clinical Applications team leads weekly sessions on the ZEISS CIRRUS OCT, IOLMaster, CLARUS and HFA3 to share foundational knowledge and pearls for acquiring the best images and measurements.

To maintain a high level of interaction, classes are kept small and can include operating instruments remotely. And prior to every session attendees are invited to submit questions to ensure the content covered is focused on their training needs.

ZEISS Clinical Applications Open Office Hours are 45-minute sessions held weekly on Wednesday and begin at 11:30 AM ET / 8:30 AM PT.

For the class schedule and registration, visit [Open Office Hours](#).



CAP-en-US_38_025_00511 © Carl Zeiss Meditec, Inc., 2022. All rights reserved.

BAUSCH+LOMB

EASY FITTING FOR YOUR PRESBYOPIC PATIENTS' SUCCESS

Featuring **3-Zone Progressive™ Design** for exceptional vision and seamless transitions across all distances.¹



REFERENCE: 1. Data on file. Bausch & Lomb Incorporated, Rochester, NY.

®/™ are trademarks of Bausch & Lomb Incorporated or its affiliates.
©2022 Bausch & Lomb Incorporated or its affiliates. MTB.0092.USA.22