


# EDUCATION BROCHURE



FEATURING **OptiCon®** @  **VISION EXPO** EXCLUSIVE \$249 EDUCATION PACKAGE

BROUGHT TO YOU BY



PRODUCED BY



[VEE2022.COM/LEARN](http://VEE2022.COM/LEARN)

# 2022 VISION EXPO SUPPORTERS



Seeing beyond



CooperVision®



## 2022 VISION EXPO ENDORSERS




SUPPORTED BY AN UNRESTRICTED EDUCATIONAL GRANT FROM: BAUSCH & LOMB, J&J VISION, KALA, SIGHT SCIENCES, TARSUS

Official Institutional Sponsor: New England College of Optometry

# OPTICON ADVISORY BOARD

MEET THE MEMBERS WHO HAVE BEEN ACTIVELY INVOLVED IN THE DEVELOPMENT OF THIS YEAR'S EDUCATION MEETING.



**Janet Acara, ABOC, NCLEM**  
Erie Community College



**Tina Palumbo**  
OAB Co-Chair, Foerster & Hayes LTD,  
ABO-NCLE Board Public Member



**Tom Barracato, ABOC, NCLEC**  
Owner, Adolph Optical



**Carri L. Russell, NCLEM**  
Bausch Health Speciality Vision Products  
NCLE Chair



**Sandra K. Brown, ABOM, NCLEC**  
VisionWorks



**Daniel M. Thomas, ABOC**  
Eyes of the World



**Curt Duff, ABOM, NCLEM**  
Owner, Tinder-Krauss-Tinder



**Phernell C. Walker, II, ABOM, NCLEC**  
Pure Optics, LLC



**David F. Meldrum, ABOM, NCLEC**  
Mount Vernon Eye Care  
ABO Chair



**Blair Wong, ABOM, NCLEC**  
OAB Co-Chair, Benjamin Franklin  
Institute of Technology-Opticianry  
Department Chair

# EDUCATION ADVISORY BOARD

MEET THE MEMBERS WHO HAVE BEEN ACTIVELY INVOLVED IN THE DEVELOPMENT OF THIS YEAR'S EDUCATION MEETING.



**Mark Dunbar, OD, FAAO,  
Co-Chairman**  
CAB Chairman, Michigan College of  
Optometry at Ferris State University



**Thomas Quinn, OD**  
Ohio University College of Medicine



**Ben Gaddie, OD, FAAO,  
Co-Chairman**  
CAB Chairman, University of Alabama at  
Birmingham School of Optometry



**Jack Schaeffer, OD**  
University of Georgia, Southern  
College of Optometry



**Douglas Devries, OD**  
Pacific University College of Optometry



**Kirk Smick, OD, FAAO**  
Former CAB Chairman, Pacific  
University College of Optometry



**Michael Kling, OD**  
Southern College of Optometry



**Vincent Young, MD**  
Temple University, Temple University  
Medical School

# INTRODUCING NEW EDUCATION PRICING!\*

We're thrilled to introduce new pricing which makes VisionEd more affordable than ever! Take advantage of hourly education, education for one day, or upgrade to unlimited education for the entire CE Program to take advantage of everything VisionEd has to offer!\*

ALL EDUCATION REGISTRATIONS INCLUDE THE FOLLOWING:

- **ADMISSION TO EXHIBITS (\$150 VALUE)**
- **ADMISSION TO EDUCATION ATTENDEE LOUNGE**
- **EDUCATION REGISTRATION PROCESSING FEE (\$50 VALUE)**

*\*Unlimited education package does not include workshops.*

## DOCTORS

| UNLIMITED CONTINUING EDUCATION | ONE DAY EDUCATION | A LA CARTE  |
|--------------------------------|-------------------|---|
| Regular: \$599                 | Regular: \$409    | \$70/hour<br>Select this option if you plan on taking fewer than 7 hours. |

## OPTICON / ALLIED HEALTH

OPTICIANS, CONTACT LENS PROFESSIONALS, ALLIED OPHTHALMIC PROFESSIONALS, OPTICAL ASSISTANTS AND OFFICE MANAGERS, FRAME BUYERS AND LAB TECHNICIANS.

| OPTICON @ VISION EXPO<br>UNLIMITED CONTINUING EDUCATION |
|---|
| Regular: \$299  |

## OTHER PROFESSIONALS

PROFESSIONALS WORKING IN CORPORATE MANAGEMENT, OR SERVICE PROVIDERS

| UNLIMITED CONTINUING EDUCATION | ONE DAY EDUCATION | A LA CARTE  |
|--------------------------------|-------------------|---|
| Regular: \$539                 | Regular: \$389    | \$70/hour<br>Select this option if you plan on taking fewer than 7 hours. |

### WORKSHOPS \$186

25L1: Scleral Lens Workshop  
30C5: OCT Workshop

*\*Unlimited education package does not include workshops.*

### FREE EDUCATION\*

Global Contact Lens Forum: 10L1, 10L2, 10L3  
March Madness Imaging Program: 10C1, 10C2, 10C3  
*(10C1 workshop limited to first 50 registrants)*

Vision Series (Optometrists Only)  
Innovation Stage

*\*Advance Registration is required for free courses.*



## OptiCon@ VISION EXPO

WITH THE OPTICON @ VISION EXPO EDUCATION PACKAGE, OPTICIANS, CONTACT LENS PROFESSIONALS, ALLIED OPHTHALMIC PROFESSIONALS, OPTICAL ASSISTANTS AND OFFICE MANAGERS, FRAME BUYERS AND LAB TECHNICIANS CAN TAKE ADVANTAGE OF EDUCATION COVERING SIX KEY AREAS: SPECTACLE LENS, CONTACT LENS, CLINICAL CONCEPTS, HANDS-ON WORKSHOPS AND EXAM REVIEW COURSES FOR BOTH THE ABO AND NCLE BASIC AND ADVANCED EXAMS.

#### ABO BASIC EXAM REVIEW SESSIONS

Ophthalmic Optics; Ocular Anatomy, Physiology and Pathology; Ophthalmic Products; Instrumentation; Dispensing Procedures; Laws and Regulations

#### NCLE BASIC EXAM REVIEW SESSIONS

Ocular Anatomy, Physiology and Pathology; Refractive Errors; Instrumentation for Measurement and Observation; Prefitting; Diagnostic Fitting; Dispensing; Follow-Up; Regulatory

## OPTICON @ VISION EXPO HOST HOTEL

### RATE AS LOW AS \$169/NIGHT

#### Doubletree by Hilton New York Times Square West

DoubleTree by Hilton Hotel New York is just steps from the Broadway Theater District with views of the Empire State Building and an enviable location near Rockefeller Center, the Chrysler Building, Madison Square Garden and other iconic attractions.

### OPTICON PACKAGE ONLY \$ 249

Quality Education + Affordable Pricing

- **UNLIMITED CONTINUING EDUCATION COURSES, INCLUDING ABO & NCLE APPROVED EDUCATION AND OPTICON GENERAL SESSION**
- **FREE EXHIBIT HALL ACCESS, INCLUDING THE OPTICON @ VISION EXPO HUB**
- **TAILORED SPECIAL EVENTS INCLUDING OPTICON WELCOME EVENT AND PEER NETWORKING**
- **ACCESS TO ABO & NCLE EXAM REVIEW COURSES AND EXAMS**
- **ACCESS TO DISCOUNTED RATES AT A DEDICATED OPTICON @ VISION EXPO HOTEL**

### ABO & NCLE EXAM REVIEW COURSES

ABO & NCLE is excited to offer exam review courses for the National Opticianry Competency Exam and the Contact Lens Registry Exam for both basic and advanced levels during OptiCon @ Vision Expo. All exam review courses will be taught by current National Federation of Opticianry Schools (NFOS) faculty.

#### ABO ADVANCED EXAM REVIEW SESSIONS

Analyze and Interpret Visual Assessment, Utilize Ophthalmic Instrumentation, Design, Fit, and Dispense Eyewear and other Ophthalmic Devices

#### NCLE ADVANCED EXAM REVIEW SESSIONS

Routine and Emergency Visits, Prefit, Preparation and Evaluation, Design, Fit and Dispense Standard and Specialty Lenses, Patient Instructions; Administrative Procedures

## OPTICON HUB @ VISION EXPO

This dedicated show floor destination is designed specifically for Opticians, Contact Lens Technicians and Ophthalmic Allied Professionals and will host pop up talks, networking, social events and access to representatives and resources from ABO & NCLE, NAO, OAA, NFOS, CLSA and vendor partners.

ENDORSED BY:



# EDUCATION HIGHLIGHTS

## CONTACT LENS

Technology and innovation is changing faster and faster. Lens designs and fitting techniques are essential to maintaining your expertise as an Optician, Contact Lens Practitioner and Ophthalmic Allied Professional. This series of classes will help you flourish and excel in your practice while benefitting your patients as well. You will discover information to propel you to the next level!

- 24O2 Soft Lens Fitting Spherical and Toric
- 25O2 Biomicroscope Usage in a Contact Lens Practice and Workshop
- 31O2 Fitting Beyond the Limbus
- 32O3 Gas Permeable Fluorescein Patterns: Application & Removal Workshop
- 33O3 Soft Lens Fitting/Application & Removal Workshop
- 41O3 Ten Clinical Pearls after the First 10,000
- 42O3 The Lost Art: GP Corneal Lens Fitting
- 43O3 Contact Lens Management of Infants and Children

## BUSINESS AND PRACTICE EXPERTISE

What business issues keep you up at night? The Business and Practice Expertise track is designed to help you rest easy with sessions related to five key areas: Leadership; Customer Experience; Human Resources; Data; and Profitability and Growth. Immerse yourself in this actionable, business-focused content, and return home with solutions you can implement immediately.

- 13B1 Creating Perceived Value
- 22B1 MBA Strategies to Maximizing Inventory ROI
- 22B3 The Elderly...Dispensing Tips to Practice By
- 23B3 Branded Eyewear – What's The Big Deal?
- 24B1 Myopia
- 24B3 A Positive Approach to Patient Objections
- 25B1 The O'Keefe Sisters Top Dispensing Tips
- 25B2 Mega-brand SWAT; Strategy With Advanced Techniques
- 32B1 MBA Strategies to Managing Your Practice and Optical Management; Do You Have the Right Stuff?
- 33B1 Connecting the Refraction with the Patient's Prescriptions
- 34B2 Fashion Optical Dispensing
- 41B1 Attracting Quality Staff in a Full Employment Market
- 42B1 Maximize Revenue and Profits with Vision Care Plans
- 43B1 Breaking Current Practice Barriers
- 44B1 Spoil Your Clients in Luxury Eyewear
- 44B2 Demonstrating a Positive Attitude to Patients
- 44O3 Anatomy of a Successful Optical Business

## CLINICAL CONCEPTS FOR OPTICIANS, CONTACT LENS PRACTITIONERS AND ALLIED HEALTH PROFESSIONALS

Designed for Opticians, Ophthalmic Assistants, Contact Lens Practitioners, and Allied Ophthalmic Health Professionals, this education series will address key areas of interest, including eye strain, pharmacology, history taking, and refraction. These sessions will not only expand your knowledge, but will increase the value you bring to your patients and practice.

- 23O1 Designing and Crafting Strong and Unusual Lenses
- 23O2 Fundamentals of Progressive Lens Design
- 31A1 The Medical Bases for Optical Prescription Changes
- 32A1 Allied Health Personnel's Role in Management of Ocular Emergencies
- 33A1 Clinical Ocular Concepts for Opticians and Technicians
- 34A1 Cataract Surgery Comanagement for Opticians - Optical Solutions to Suboptimal Outcomes
- 34B2 Connecting the Refraction with the Patient's Prescriptions
- 34O2 Compensated Powers (and Other Ophthalmic Conundrums)
- 42O1 Eye Disease with Deadly Consequences

## LOW VISION

According to the World Health Organization, 246 million people suffer with low vision which results from a variety of diseases, disorders, and injuries that affect the eye. The need for diagnosis, treatment options and patient and caregiver education is tremendous as well as rewarding. Join your peers as experts in this field share the latest on how technology and innovative products are positively impacting your ability to improve your patients' quality of life. From devices to lens technology and artificial intelligence, low vision care can differentiate your practice and build loyalty and word-of-mouth referrals.

- 25C3 Today's Low Vision Made Easy
- 26C3 Low Vision Triage: The Gap Between Simple Magnification and Braille

## OPTICAL TECHNOLOGY

Studies have shown that the most common, and therefore, the most important device in the world to help people with disability is a pair of prescription eyeglasses. Optical Technology courses will educate eye health professionals and designers of prescription eyeglasses to learn the latest in frame materials, lens design and ophthalmic instrumentation. Courses to enhance knowledge and technical skills will be offered throughout the program.

- 11O1 Fundamentals for the Newer Optician
- 13O1 Visual Perception: From Photon to Neuron
- 23O1 Designing and Crafting Strong and Unusual Lenses
- 23O2 Fundamentals of Progressive Lens Design
- 25O1 Working With Customized and Personalized Free-Form Lenses
- 26O1 3D Printing for Lenses and Frames
- 31O1 What's New in Wearable Technology Eyewear?
- 32O1 An Optician's Guide to Visual Impairment
- 32O2 Advancements in Photochromic Technology: Solutions for Today's World
- 33O1 How to Get the Most Out of Your Digital Measuring Devices
- 34O1 Advanced Ophthalmic Optics
- 41O1 Optical Boot Camp
- 41O2 Mastering Prism
- 44O1 Blue Light

## INNOVATION SERIES

Differentiating your business means learning about and staying ahead of trends and introducing innovative products and services. Explore what's new and next with courses that will help you re-imagine the status-quo and move your business forward into the future.

- 26O1 3D Printing for Lenses and Frames
- 31O1 What's New in Wearable Technology Eyewear?
- 33O1 How to Get the Most Out of Your Digital Measuring Devices

## INNOVATION STAGE

Located in The Bridge, the all-new Innovation Stage features free exhibitor-sponsored content for all attendees. Learn about the latest products and services over complimentary snacks and beverages in a casual, soft-seating environment.

Please check our website [east.visionexpo.com](http://east.visionexpo.com) for the list of Innovation Stage sessions.

# THURSDAY MARCH 31


## FREE! GLOBAL CONTACT LENS FORUM

|                  |   |                           |
|------------------|---|---------------------------|
| 7:00 AM-8:00 AM  | <b>10L1 - FREE</b><br>Roadmap to Success in Contact Lens Practice<br>Moderator: Quinn Panelists: Hom, Pal, Kading | C,FL-OD, FL-OP,N,NYS-CL-I |
| 9:15 AM-11:15 AM | <b>10L2 - FREE</b><br>Lessons Learned from Favorite Contact Lens Cases<br>Quinn, Hom, Pal, Kading                 | C,FL-OD, FL-OP,N,NYS-CL-I |
| 11:30AM-12:30PM  | <b>10L3 - FREE</b><br>Unconventional Marketing of Your Specialty Lens Practice<br>Kading                          | C,FL-OD, FL-OP,N,NYS-CL-I |

| CLINICAL       |   |  |  |  |  |
|----------------|---|--|--|--|--|
| 11:15AM-1:15PM |   |  |  | <b>10C1 - FREE</b><br>MARCH MADNESS: Case Challenges in Optometry - Optimizing Ocular Imaging Workshop<br>Speaker: Dunbar<br><i>Limited Attendance</i>   | C,FL-OD  |
| 1:30PM-3:30PM  | <b>11C1</b><br>The Glaucoma Suspect: Clinical Pearls for Optimal Management<br>Chaglasian |  | <b>11C3</b><br>Oral Pharmaceuticals for Anterior Segment Disease<br>Lighthizer | <b>10C2 - FREE</b><br>MARCH MADNESS: Case Challenges in Optometry - Optimizing Ocular Imaging Round 1<br>Moderator: Dunbar<br>Panelists: Rodman, Rafieetary, Ferrucci, Sutton, Majcher, Haynie, Pizzimenti, Reynolds | C,FL-OD  |
|                | C,FL-OD,TPA,T   |  | C,FL-OD,O,TPA,T  |  |  |
| 3:45PM-4:45PM  |   | <b>12C2</b><br>Biologics in the Optometric Practice: Lowering Inflammation With Amniotic Tissue<br>Devries | <b>12C3</b><br>Going Viral: HZO, HSV, EKC<br>Lighthizer                        | <b>12C4</b><br>Modern Day Diabetes<br>Gerson<br><i>This course is 2 hours from 3:45pm-5:45pm</i>   | <b>10C3 - FREE</b><br>MARCH MADNESS: Case Challenges in Optometry - Optimizing Ocular Imaging Semifinals and Finals<br>Moderator: Dunbar<br>Panelists: Rodman, Rafieetary, Ferrucci, Sutton, Majcher, Haynie, Pizzimenti, Reynolds |
|                |   | C,FL-OD  | C,FL-OD,TPA,O  |  | C,FL-OD  |
| 5:00PM-6:00PM  | <b>13C1</b><br>Innovations in Glaucoma Drug Delivery: What the Future Holds<br>Schweitzer | <b>13C2</b><br>Are You Ready for Ocular Allergy Armageddon?<br>Hom   |  |  |  |
|                | C,FL-OD,TPA   | C,FL-OD,TPA  |  |  | C,FL-OD,TPA,T  |

### TRACK KEY

|                  |                                |                           |                          |
|------------------|--------------------------------|---------------------------|--------------------------|
| Anterior Segment | Glaucoma                       | Imaging Technology        | Myopia                   |
| Non-Track        | Optometric/Surgical Procedures | Pharmacology              | Posterior Segment/Retina |
| Scleral Lens     | Surgical/Co-Management         | Systemic Disease/Diabetes |                          |



PROGRAM SUBJECT TO CHANGE AS OF 03-25-22.

| OPTICAL TECHNOLOGY   |  | BUSINESS SOLUTIONS                                      |   |
|--|--|---|---|
|  |  |   |   |
| <b>11O1</b><br>Fundamentals for the Newer Optician<br>Walker     | <b>11O2</b><br>Creating Patient Touchpoints<br>Bob Alexander | <b>11B2</b><br>Developing The CEO Within You<br>Carlson |   |
| NYS-D-B,A-O2   | A-O2, FL-T   | C, FL-OD  |   |
| <b>12O1</b><br>Night Vision<br>Bob Alexander                     |  | <b>12B2</b><br>The Art of Assortment Planning<br>Martin |   |
| A-O3, FL-T, N-O3, NYS-D-I, NYS-CL-I                              |  | C, FL-OD  |   |
| <b>13O1</b><br>Visual Perception: From Photon to Neuron<br>Kotob |  | <b>13B1</b><br>Creating Perceived Value<br>Parker       | <b>13B2</b><br>Applying Retail Strategies in the Optical Dispensary<br>Martin<br><i>This course is from 5:00pm - 6:00pm</i> |
| FL-T,NYS-D/CL-I,A-O2   |  | A-NO  | C, FL-OD  |

### ACCREDITATION LEGEND

A-NO/O1/O2/O3 – ABO-Non-Ophthalmic/Ophthalmic I/Ophthalmic II/Ophthalmic III, C – COPE, FL-OD – Florida State Board of Optometry, FL-OP – Florida State Board of Opticianry, FL-T – Florida State Board of Opticianry – Technical, N-NO/O1/O2/O3 – NCLE-Non-Ophthalmic/Ophthalmic I/Ophthalmic II/Ophthalmic III, NYS-D/CL – B/I/A – New York State Optician – Dispensing/Contact Lens – Basic/Intermediate/Advanced, O – Orals, P – AOA Paraoptometric Commission, T – TQ/CEE, TPA – Therapeutic

**OptiCon® VISION EXPO** Provide your staff with the highest quality and most affordable opportunity to learn with a comprehensive package that includes unlimited hours of Education.

LOOK FOR THE OPTICON LOGO  IN THE DAILY COURSE GRID SCHEDULE SIGNIFYING SESSIONS BEING DEVELOPED BY OPTICON.

|                   | CLINICAL   |   |  |   |  | CONTACT LENS  | NCLE BASIC EXAM REVIEW   |   |
|-------------------|--|---|--|---|--|---|--|---|
| 7:15AM - 8:15AM   | <b>21C1</b><br>A Roadmap for Making the Diagnosis in Glaucoma<br>Chaglasian, Schmidt<br><i>This course is 2 hours from 7:15am - 9:15am</i>               | <b>21C2</b><br>Pain Photophobia and Ocular Pathology: What You Should Know to Help Your Patient<br>Hom<br><br>C,FL-OD,O,TPA   |  | <b>21C5</b><br>The OD Role in Diabetes<br>Reynolds<br><i>This course is 2 hours from 7:15am - 9:15am</i>  |  |   |  |   |
| 8:30AM - 9:30AM   |  | <b>22C2</b><br>Updates in Corneal Collagen Crosslinking<br>Gelles<br><br>C,FL-OD  | <b>22C3</b><br>OCTA<br>Lighthizer<br><br>C,FL-OD   | <b>22C4</b><br>Aesthetics in Optometry...a Therapeutic Approach: IPL<br>McGee, Devries<br><i>This course is 2 hours from 8:30am - 10:30am</i>     | <b>21C6</b><br>Life Threatening Causes of Diplopia<br>Marrelli<br><br>C,FL-OD                                | <b>22L1</b><br>Scleral Lenses 101: Basic Fitting<br>Barnett, Pal<br><br>C,FL-OD                                   | <b>22NB</b><br>NCLE Basic Exam Review - Domain I: OCULAR ANATOMY, PHYSIOLOGY AND PATHOLOGY; Domain II: REFRACTIVE ERRORS<br>Indelicato<br>NOT FOR CREDIT |   |
| 9:45AM - 10:45AM  | <b>23C1</b><br>Treating the Newly Diagnosed Glaucoma Patient<br>Thimons, Gaddie<br><br>C,FL-OD,TPA   | <b>23C2</b><br>Visual Fields: A Virtual Reality<br>Whitley<br><br>C,FL-OD   | <b>23C3</b><br>How OCT Forever Changed Retina<br>Pizzimenti, Pelino<br><i>This course is 2 hours from 9:45am - 11:45am</i> | <b>23C5</b><br>AMD Current Science and Trends in Diagnosis and Treatment<br>Gerson, Rodman<br><i>This course is 2 hours from 9:45am - 11:45am</i> | <b>23C6</b><br>Laser Therapy and Advanced Procedures Optometry<br>Lighthizer<br><br>C,FL-OD                  | <b>23L1</b><br>Scleral Lenses Advanced Fitting<br>Barnett, Pal<br><br>C,FL-OD                                     | <b>23NB</b><br>NCLE Basic Exam Review - Domain III: INSTRUMENTATION FOR MEASUREMENT AND OBSERVATION<br>Indelicato<br>NOT FOR CREDIT                      |   |
| 11:00AM - 12:00PM | <b>24C1</b><br>New Medications in Glaucoma<br>Gaddie<br><br>C,FL-OD,TPA  | <b>24C2</b><br>Cultural Competence The Opportunities of Serving the Needs of Hispanic Patients<br>Santiago<br><br>C,FL-OD   |  | <b>24C4</b><br>Treatment of Inflammatory Eyelid Disease with Photobiomodulation Therapy<br>Hornberger<br><br>C,FL-OD                              |  | <b>24L1</b><br>Scleral Lens Troubleshooting<br>Barnett, Pal<br><br>C,FL-OD,N-O3                                   | <b>24NB</b><br>NCLE Basic Exam Review - Domain IV: PREFITTING<br>Indelicato<br>NOT FOR CREDIT  |   |
| 12:15PM - 1:15PM  | <b>20C1</b><br>Vision Series - Presented by Novartis - Myth Busters: Dry Eye Disease<br>Hauser, Mattheis<br><br>FREE, NOT FOR CREDIT. OPTOMETRISTS ONLY. | <b>20C2</b><br>Vision Series - Presented by Bausch + Lomb - Practical Pearls, Innovative Products<br>Gaddie, Tsai, Womack<br><br>FREE, NOT FOR CREDIT. OPTOMETRISTS ONLY. |  |   |  |   |  |   |
| 2:45PM - 4:45PM   | <b>25C1</b><br>A Roadmap for Identifying and Managing Progression in Glaucoma<br>Chaglasian, Fingeret<br><br>C,FL-OD                                     | <b>25C2</b><br>MGD: New Technologies for Diagnosis and Management<br>M. Schaeffer, Hom, Devries<br><br>C,FL-OD  | <b>25C3</b><br>Today's Low Vision Made Easy<br>Gannon, Porter, Gartner<br><br>C,FL-OD                                      | <b>25C4</b><br>Rapidly Changing Landscape of Refractive Technology<br>Gelles<br><br>C,FL-OD   | <b>25C5</b><br>The Greatest Posterior Segment Disease Course Ever<br>Haynie, Sutton, Dunbar<br><br>C,FL-OD,T | <b>25C6</b><br>Therapeutic Approaches to Presbyopia Management: The Dawn of a New Age<br>McGee<br><br>C,FL-OD,TPA | <b>25L1</b><br>Scleral Lens Workshop<br>Barnett, Pal, Kading<br><i>Limited Attendance \$186</i><br><br>C,FL-OD,N-O3                                      | <b>25NB</b><br>NCLE Basic Exam Review - Domain VI: DISPENSING, Domain VII: FOLLOW-UP; Domain VIII: REGULATORY<br>Indelicato<br>NOT FOR CREDIT |
| 5:00PM - 6:00PM   | <b>26C1</b><br>A Roadmap for Medical Management of Glaucoma<br>Schmidt<br><br>C,FL-OD,TPA  | <b>26C2</b><br>Neuro Ophthalmic Grand Rounds<br>Pelino<br><br>C,FL-OD   | <b>26C3</b><br>Low Vision Triage: The Gap Between Simple Magnification and Braille<br>Gannon<br><br>C,FL-OD                | <b>26B4</b><br>Developing A Game Plan for Headaches and Concussion Protocol<br>Nanasy<br><br>C,FL-OD  | <b>26C5</b><br>21st Century Retina Care<br>Majcher<br><br>C,FL-OD  | <b>26C6</b><br>Preparing Your Practice for Presbyopia<br>J. Schaeffer, M. Schaeffer<br><br>C,FL-OD                | <b>26L1</b><br>New and Innovative Uses for Contact Lenses<br>Kading<br><br>C,FL-OD,N-O3  | <b>26NB</b><br>NCLE Basic Exam Review - Domain V: DIAGNOSTIC FITTING<br>Indelicato<br>NOT FOR CREDIT  |

| ABO ADVANCED EXAM REVIEW   | OPTICAL TECHNOLOGY  |   |  |  | BUSINESS SOLUTIONS  |   |   |  |  |
|--|---|---|--|--|---|---|---|--|--|
|  |   |   |  |  | <b>21B2</b><br>How To Become the Best Leader to Make Your Team Smarter<br>Johnston<br><br>C,FL-OD             |   |   |  |  |
| <b>22AA</b><br>ABO Advanced Exam Review - Domain I: ANALYZE AND INTERPRET VISUAL ASSESSMENT (PART 1)<br>Aceto<br>A-03                | <b>22O1</b><br>Creating An Indispensable Impression<br>Tami Hagemeyer<br><br>A-NO   |   |  |  | <b>22B1</b><br>MBA Strategies to Maximizing Inventory ROI<br>Walker<br>A-02                                   | <b>22B3</b><br>The Elderly... Dispensing Tips to Practice By<br>O'Keefe<br>FL-OP,A-O2,N-O2,NYS-D/CL-B | <b>22B4</b><br>How To Not Sell in the Exam Room<br>Steele<br>C,FL-OD  | <b>22B5</b><br>Five Intelligence Strategies for a Successful Optical in Today's Climate (COVID-19 and Beyond)<br>Gould<br>C,FL-OD                                  |  |
| <b>23AA</b><br>ABO Advanced Exam Review - Domain I: ANALYZE AND INTERPRET VISUAL ASSESSMENT (PART 2)<br>Aceto<br>A-03                | <b>23O1</b><br>Designing and Crafting Strong and Unusual Lenses<br>Dennis<br>A-02,FL-T,NYS-D-A  | <b>23O2</b><br>Fundamentals of Progressive Lens Design<br>Goffinet<br>FL-T,NYS-D-I,A-O2                       | <b>23O3</b><br>Enhance Your Communication Skills<br>Tami Hagemeyer<br><br>A-NO |  |   | <b>23B3</b><br>Branded Eyewear - What's The Big Deal?<br>O'Keefe<br>A-NO                              | <b>23B4</b><br>How I Built This: Building a New Practice from the Ground Up<br>Steele<br>C,FL-OD  | <b>23B5</b><br>Lost Revenue Opportunities and How To Reclaim Them<br>Binkowitz<br>C,FL-OD  |  |
| <b>24AA</b><br>ABO Advanced Exam Review - Domain III: UTILIZE OPHTHALMIC INSTRUMENTATION (PART 1)<br>Aceto<br>A-03                   | <b>24O1</b><br>J.O.B.S: Joint Opportunity to Believe in Staying<br>Robin Brush<br>A-NO,FL-OP,NYS-D-I  | <b>24O2</b><br>Soft Lens Fitting Spherical and Toric<br>Gzik<br>FL-T,NYS-CL-I,N-O2                            |  |  | <b>24B1</b><br>Myopia<br>Parker<br>A-02,FL-OP   | <b>24B3</b><br>A Positive Approach to Patient Objections<br>O'Keefe<br>A-01,N-O1                      | <b>24B4</b><br>The 2022 Optometry Practice Re-Boot (COVID19 and Beyond)<br>Gould<br><i>This course is from 11:00am-12:00pm</i><br>C,FL-OD | <b>24B5</b><br>Building a Glaucoma Practice: Combining Standards of Care with Billing and Coding<br>Klute<br><i>This course is from 11:00am-12:00pm</i><br>C,FL-OD |  |
|  | <b>20O1</b><br>OptiCon @ Vision Expo East 2022 General Session: Opticianry Leading the Way<br>James Morris, Curt Duff, Justin Morris<br>A-01,N-O1 |   |  |  |   |   |   |  |  |
| <b>25AA</b><br>ABO Advanced Exam Review - Domain II: DESIGN, FIT, AND DISPENSE EYEWEAR AND OTHER OPHTHALMIC DEVICES<br>Aceto<br>A-03 | <b>25O1</b><br>Working With Customized and Personalized Free-Form Lenses<br>Dennis<br>A-01,FL-T,NYS-D-I   | <b>25O2</b><br>Biomicroscope Usage in a Contact Lens Practice and Workshop<br>Gzik<br>FL-T,NYS-CL-B,N-O3,A-O3 |  |  | <b>25B1</b><br>The O'Keefe Sisters Top Dispensing Tips<br>Pierce, O'Keefe, O'Keefe-Culp<br>FL-OP,NYS-D-B,A-O2 | <b>25B2</b><br>Mega-brand SWAT: Strategy With Advanced Techniques<br>Walker<br>A-NO,N-NO              | <b>25B4</b><br>Great Team = Great Business<br>Carlson<br>C,FL-OD  | <b>25B5</b><br>Building Your Business For Profit<br>Binkowitz, Kling<br>C,FL-OD  |  |
| <b>26AA</b><br>ABO Advanced Exam Review - Domain III: UTILIZE OPHTHALMIC INSTRUMENTATION (PART 2)<br>Aceto<br>A-03                   | <b>26O1</b><br>3D Printing for Lenses and Frames<br>Pierce<br>FL-T,NYS-D-I,A-O2   | <b>26O2</b><br>Return Rate Rescue<br>Robin Brush<br>A-01,FL-T,NYS-D-B   |  |  |   |   | <b>26B3</b><br>Building Sales Without Selling<br>Binkowitz<br>C,FL-OD   | <b>26B4</b><br>Developing A Game Plan for Headaches and Concussion Protocol<br>Nanasy<br>C,FL-OD   |  |

### TRACK KEY

|                  |                                |                           |                          |
|------------------|--------------------------------|---------------------------|--------------------------|
| Anterior Segment | Glaucoma                       | Imaging Technology        | Myopia                   |
| Non-Track        | Optometric/Surgical Procedures | Pharmacology              | Posterior Segment/Retina |
| Scleral Lens     | Surgical/Co-Management         | Systemic Disease/Diabetes |                          |

### ACCREDITATION IS PENDING

The "pending CE approval" courses are being submitted to the accrediting agencies for consideration of approval – if the accreditation designation is NOT listed, the course is NOT being submitted to that agency.

# SATURDAY APRIL 2

PROGRAM SUBJECT TO CHANGE AS OF 03-25-22.

| CLINICAL          |   |  |  |  |  | CONTACT LENS   |
|-------------------|---|--|--|--|--|--|
| 8:30AM – 9:30AM   | <b>31C1</b><br>The Secondary Glaucomas<br>Marrelli<br><i>This course is 2 hours from 8:30am - 10:30am</i>   | <b>31C2</b><br>Uveitis<br>M. Schaeffer, Schmidt  | <b>31C3</b><br>Demodex Principal, Conspirator, or Bystander in Dry Eye<br>Hom  | <b>31C4</b><br>Disruptive Technologies<br>Thimons<br><i>This course is 2 hours from 8:30am - 10:30am</i>   | <b>31C5</b><br>OCT Connect: Maximizing Your OCT<br>Rodman<br><i>This course is 2 hours from 8:30am - 10:30am</i>                             | <b>31L1</b><br>Tricks of the Trade with Torics<br>Pal  |
|                   |   | C,FL-OD,O,TPA  | C,FL-OD  |  |  | C, FL-OD, N-O2   |
| 9:45AM – 10:45AM  |   | <b>32C2</b><br>The Greatest Anterior Segment Disease and Medical Management of Contact Lens Complications Course Ever<br>Bloomenstein, Periman, J. Schaeffer<br><i>This course is 2 hours from 9:45am - 11:45am</i>                    |  |  | <b>32C6</b><br>Unlocking the Mystery of Myopia Management 7 Keys to Success<br>Kading<br><i>This course is 2 hours from 9:45am - 11:45am</i> | <b>32L1</b><br>The Art and Science of Presbyopic CL Fitting<br>Bennett, Quinn<br><i>This course is 2 hours from 9:45am - 11:45am</i> |
|                   |   | C,FL-OD  |  |  |  |  |
| 11:00AM – 12:00PM | <b>30C4</b><br>MIGS in Glaucoma<br>Schweitzer, Whitley  |  | <b>30C3</b><br>Optometry Meets Neurology, The link between Headaches and Dry Eye Sensation<br>Corbin-Simon                             | <b>30C7</b><br>Neurotrophic Cornea<br>Koetting   | <b>30C6</b><br>10 Hacks for OCT Interpretation in Glaucoma<br>Dunbar   |  |
|                   |   | C,FL-OD, TPA   | C,FL-OD  | C, FL-OD, TPA  | C,FL-OD  | C,FL-OD,N-O2   |
| 12:15PM – 2:30PM  | <b>30C1</b><br>Vision Series - Presented by Regeneron - Establishing a Partnership in the Effective Management of Patients with DR and DME<br>Dunbar, Almeida<br><i>This session is from 12:15pm-1:15pm</i> | <b>30C2</b><br>Vision Series - Presented by Zeiss - Glaucoma Management: The Value of Enhancing the Patient Experience<br>Moderator: Chaglasian<br>Panelists: Gould, Marrelli, Panarelli<br><i>This session is from 12:15pm-1:15pm</i> | <b>30C5</b><br>OCTWorkshop<br>Pizzimenti, Haynie<br><i>This workshop is 2 hours from 12:30pm - 2:30pm<br/>Limited Attendance \$186</i> |  |  |  |
|                   | FREE, NOT FOR CREDIT. OPTOMETRISTS ONLY.  | FREE, NOT FOR CREDIT. OPTOMETRISTS ONLY.   | C,FL-OD  |  |  |  |
| 2:45PM – 4:45PM   | <b>33C1</b><br>Glaucoma Grand Rounds<br>Fingeret, Schweitzer  | <b>33C2</b><br>Advances in Ocular Surface Disease: Treating Dry Eye<br>Periman, J. Schaeffer, Bloomenstein   |  | <b>33C4</b><br>20/20 Refractive Update: Advances in Presbyopic and Corneal Procedures<br>Johnston, Whitley |  | <b>33L1</b><br>Diagnosis and Treatment of the Irregular Cornea<br>Quinn, Barnett   |
|                   | C,FL-OD,TPA   | C,FL-OD,TPA  |  | C,FL-OD  |  | C,FL-OD  |
| 5:00PM – 6:00PM   | <b>34C1</b><br>Surgical Advances in Glaucoma Therapy<br>Thimons   | <b>34C2</b><br>Digital Dry Eye<br>Hom  |  | <b>34C4</b><br>Don't Let Your Lids Get You Down<br>McGee   |  | <b>34C6</b><br>Ocular Pain Management<br>Whitley   |
|                   | C,FL-OD,TPA   | C, FL-OD, TPA  |  | C, FL-OD, TPA  |  | C,FL-OD,O,TPA  |

| ALLIED HEALTH   | ABO BASIC EXAM REVIEW   | NCLE AD-VANCED EXAM REVIEW  | OPTICAL TECHNOLOGY  |  |   |   | BUSINESS SOLUTIONS   |   |   |
|---|---|---|---|--|---|---|--|---|---|
| <b>31A1</b><br>The Medical Bases for Optical Prescription Changes<br>Zeitlin  | <b>31AB</b><br>ABO Basic Exam Review - Domain II: OCULAR ANATOMY, PHYSIOLOGY AND PATHOLOGY OF THE EYE; Domain VI: LAWS, REGULATIONS AND STANDARDS<br>Neff | <b>31NA</b><br>NCLE Advanced Exam Review - Domain IV: ROUTINE AND EMERGENCY VISITS<br>Russo   | <b>31O1</b><br>What's New in Wearable Technology Eyewear?<br>Underwood  | <b>31O2</b><br>Fitting Beyond the Limbus<br>Buckner  | <b>31O3</b><br>It's Not About You - What About the Patient?<br>Robin Brush  |   | <b>31B3</b><br>The 8 Steps To A 5-Star Experience<br>Gould   | <b>31B4</b><br>8 Common Cash Flow Pitfalls<br>Kling   |   |
|   | P   | NOT FOR CREDIT  | N-O3  | FL-T,NYS-D-I,A-O2  | A, FL-T   | A-NO, N-NO  | C,FL-OD  | C,FL-OD   |   |
| <b>32A1</b><br>Allied Health Personnel's Role in Management of Ocular Emergencies<br>Young<br><i>This course is 2 hours from 9:45am - 11:45am</i> | <b>32AB</b><br>ABO Basic Exam Review - Domain I: OPHTHALMIC OPTICS<br>Neff<br><i>This course is 2 hours from 9:45am - 11:45am</i>                         | <b>32NA</b><br>NCLE Advanced Exam Review - Domain I: PREFIT, PREPERATION AND EVALUATION<br>Russo<br><i>This course is 2 hours from 9:45am - 11:45am</i> | <b>32O1</b><br>An Optician's Guide to Visual Impairment<br>Underwood<br><i>This course is 2 hours from 9:45am - 11:45am</i> | <b>32O2</b><br>Advancements in Photochromic Technology: Solutions for Today's World<br>O'Keefe | <b>32O3</b><br>Gas Permeable Fluorescein Patterns: Application & Removal Workshop<br>Buckner<br><i>This course is 2 hours from 9:45am - 11:45am</i> | <b>32O4</b><br>What the Patient Says vs. What the Patient Means<br>Shana Zeitlin<br><i>This course is 2 hours from 9:45am - 11:45am</i> | <b>32B1</b><br>MBA Strategies to Managing Your Practice and Optical<br>Walker<br><i>This course is 2 hours from 9:45am - 11:45am</i> | <b>32B2</b><br>Follow the Science: Clinical Decision-Making Using Evidence-Based Medicine<br>Klute<br><i>This course is 2 hours from 9:45am - 11:45am</i> | <b>32B3</b><br>Profit First: Eradicating Business Poverty<br>Kling<br><i>This course is 2 hours from 9:45am - 11:45am</i> |
|   | P   | NOT FOR CREDIT  | N-O3  | FL-OP,NYS-D/CL-I, A-O2, N-O2   | A-O2  | N, FL-T, NYS-CL-I   | ABO PENDING  | A-NO  | C,FL-OD   |
|   |   |   | <b>30O1</b><br>NFOS College Bowl<br>Moderator: Parker<br><i>This session is from 12:30pm-1:30pm</i>                         |  |   |   |  |   |   |
|   |   |   | A-NO, N-NO  |  |   |   |  |   |   |
| <b>33A1</b><br>Clinical Ocular Concepts for Opticians and Technicians<br>Young  | <b>33AB</b><br>ABO Basic Exam Review - Domain III: OPHTHALMIC PRODUCTS; Domain IV: DISPENSING PROCEDURES<br>Neff  | <b>33NA</b><br>NCLE Advanced Exam Review - Domain II: DESIGN, FIT AND DISPENSE STANDARD AND SPECIALTY LENSES<br>Russo                                   | <b>33O1</b><br>How to Get the Most Out of Your Digital Measuring Devices<br>Underwood                                       | <b>33O2</b><br>Scleral Lens Fitting and Troubleshooting<br>Buddy Russell                       | <b>33O3</b><br>Soft Lens Fitting/ Application & Removal Workshop<br>C. Russell  |   | <b>33B1</b><br>Management; Do You Have the Right Stuff?<br>Walker  | <b>33B2</b><br>Choose the Right Code: Documentation Guidelines for Office Visits<br>Klute   | <b>33B3</b><br>The Art of Starting Cold: From Private Equity, to COVID, and Beyond<br>Baas, Steinmetz                     |
|   | P, A-O1   | NOT FOR CREDIT  | N-O3  | FL-T,NYS-D-I,A-O2  | N-O3, FL-T, NYS-CL-I  | N, FL-T, NYS-CL-I   | A-NO, N-NO   | C,FL-OD   | C,FL-OD   |
| <b>34A1</b><br>Cataract Surgery Comanagement for Opticians - Optical Solutions to Suboptimal Outcomes<br>Zeitlin, Young                           | <b>34AB</b><br>ABO Basic Exam Review - Domain IV: INSTRUMENTATION<br>Neff   | <b>34NA</b><br>NCLE Advanced Exam Review - Domain III: PATIENT INSTRUCTIONS; Domain V: ADMINISTRATIVE PROCEDURES<br>Russo                               | <b>34O1</b><br>Advanced Ophthalmic Optics<br>Walker   | <b>34O2</b><br>Compensated Powers (and Other Ophthalmic Conundrums)<br>Parker                  | <b>34O3</b><br>Fashion Optical Dispensing<br>Manso  |   | <b>34B2</b><br>Connecting the Refraction with the Patient's Prescriptions<br>Pierce  | <b>34B3</b><br>Private Practice Horror Stories<br>Helmus  | <b>34B4</b><br>Key Performance Indicators that Drive Revenue and Optimize Your Cash Flow<br>Gould                         |
|   | P   | NOT FOR CREDIT  | N-O3  | FL-OP,NYS-D-A,A-O3   | FL-T,NYS-D-I,A-O2   | A, FL-OP, NYS-D-B   | FL-T,NYS-D/CL-I,A-O2,N-O2  | C, FL-OD  | C, FL-OD  |

## TRACK KEY

|                  |                                |                           |                          |
|------------------|--------------------------------|---------------------------|--------------------------|
| Anterior Segment | Glaucoma                       | Imaging Technology        | Myopia                   |
| Non-Track        | Optometric/Surgical Procedures | Pharmacology              | Posterior Segment/Retina |
| Scleral Lens     | Surgical/Co-Management         | Systemic Disease/Diabetes |                          |

## ABOUT ACCREDITATION

The accreditation designations serve as a guide to assist you with course selections. The courses listed are "pending CE approval." Please refer to VEE2022.com/Policies for current CE approvals. You can change a course selection after you register by calling Client Services at 1.800.811.7151.

Vision Expo is not responsible for courses that do not receive accreditation. Do not assume that the courses you register for will be approved. You will not receive credit if you are late to a course. Course approval information will also be available onsite in the Education Office.

# SUNDAY APRIL 3

PROGRAM SUBJECT TO CHANGE AS OF 03-25-22.

| CLINICAL          |  |   |   | CONTACT LENS   |
|-------------------|--|---|---|--|
| 7:15AM – 8:15AM   | <b>41C1</b><br>Clinical Ocular Grand Rounds<br>Lonsberry<br><i>This course is 2 hours from 7:15am - 9:15am</i> |   | <b>41C4</b><br>Florida Prevention of Medical Errors<br>Sowka<br><i>This course is 2 hours from 7:15am - 9:15am</i>      |  |
| 8:30AM – 9:30AM   |  | <b>42C2</b><br>CSI: Anterior Segment Case Files<br>Whitley, Koetting<br><i>This course is 2 hours from 8:30am-10:30am</i> | <b>42C3</b><br>Red Eyes – It's Just Conjunctivitis or Is It?<br>Johnston  | <b>42L1</b><br>Contact Lens Management of Keratoconus<br>Quinn. Bennett<br><i>This course is 2 hours from 8:30am – 10:30am</i> |
| 9:45AM – 10:45AM  | <b>43C1</b><br>A New Era in Cataract and Refractive Surgical Management<br>Johnston                            |   | <b>43C3</b><br>Treatment and Management of Glaucoma<br>Lonsberry<br><i>This course is 2 hours from 9:45am – 11:45am</i> | <b>43C4</b><br>Florida Jurisprudence<br>Sowka<br><i>This course is 2 hours from 9:45am – 11:45am</i>                           |
| 11:00AM – 12:00PM |  | <b>44C2</b><br>Urgency vs. Emergency<br>Koetting  |   |  |
| 12:15PM – 1:15PM  |  |   |   |  |

| OPTICAL TECHNOLOGY   |   |  | BUSINESS SOLUTIONS   |  |   |
|--|---|--|--|--|---|
| <b>41O1</b><br>Optical Boot Camp<br>Zeitlin<br>                    | <b>41O2</b><br>Mastering Prism Walker<br><i>This course is 2 hours from 7:15am – 9:15am</i><br> | <b>41O3</b><br>Ten Clinical Pearls after the First 10,000<br>B. Russell<br>      | <b>41B1</b><br>Attracting Quality Staff in a Full Employment Market<br>Manso<br>   | <b>41B2</b><br>The Lean Machine: A Systematic Approach to an Efficient and Cost Effective Practice<br>Neufeld                    |   |
| A-NO, NYS-D-B  |   | FL-T, N-O3, NYS-CL-I   | A-NO   | C,FL-OD  |   |
| <b>42O1</b><br>Eye Disease with Deadly Consequences<br>Zeitlin<br> |   | <b>42O3</b><br>The Lost Art: GP Corneal Lens Fitting<br>B. Russell<br>           | <b>42B1</b><br>Maximize Revenue and Profits with Vision Care Plans<br>Manso<br>  | <b>42B2</b><br>Out With the Old, In With the New<br>Helmus   |   |
| A-NO   | FL-OP,NYS-D-I,A-O2  | FL-T, N-O2, NYS-CL-I   | A-NO   | C, FL-OD   |   |
| <b>43O1</b><br>Ophthalmic Merchandising<br>Goffinet<br>            |   | <b>43O3</b><br>Contact Lens Management of Infants and Children<br>B. Russell<br> | <b>43B1</b><br>Breaking Current Practice Barriers<br>Manso<br>   | <b>43B2</b><br>Creating Long Term Private Practice Success Through Real Estate<br>Neufeld  | <b>43B3</b><br>Efficiently Planning for Practice Succession<br>Cmejla   |
| A-NO   |   | FL-T, N-O3, NYS-CL-I   | A-NO   | C,FL-OD  | C,FL-OD   |
| <b>44O1</b><br>Blue Light<br>Parker<br>                            |   | <b>44O3</b><br>Anatomy of a Successful Optical Business<br>Pierce<br>            | <b>44B1</b><br>Spoil Your Clients in Luxury Eyewear<br>Walker<br><i>This course is 2 hours from 11:00am – 1:00pm</i><br> | <b>44B2</b><br>Demonstrating a Positive Attitude to Patients<br>Manso<br><i>This course is 2 hours from 11:00am – 1:00pm</i><br> | <b>44B3</b><br>Self-Care: Understanding the Importance of a Healthy (Financial) Mindset in Practice Ownership<br>Cmejla |
| FL-T,NYS-D-I,A-O2  |   | A-NO   |  |  | C, FL-OD  |
|  |   |  | A-NO   | A-NO   |   |

## TRACK KEY

|                  |                                |                           |                          |
|------------------|--------------------------------|---------------------------|--------------------------|
| Anterior Segment | Glaucoma                       | Imaging Technology        | Myopia                   |
| Non-Track        | Optometric/Surgical Procedures | Pharmacology              | Posterior Segment/Retina |
| Scleral Lens     | Surgical/Co-Management         | Systemic Disease/Diabetes |                          |

## EDUCATION REGISTRATION

- Course handouts will be available online prior to the Education Program. They will not be available onsite. After you register for your courses, you will be able to print your own course handouts and bring them to the Education Program. Course handouts will also be available online for one month after the program and on the Vision Expo Mobile App.
- In an effort to improve the Education registration process, badges will not be mailed. Please bring your confirmation letter with barcode onsite to Registration to have your badge and course itinerary printed when you arrive at the conference. This will ensure that you have the most up-to-date course information on your badge barcode and course itinerary, including room numbers.
- Your badge barcode will have all of your registered courses embedded in it, which is required for course entry. If you make any course changes onsite after you have already printed your badge, you will need to get a new badge printed so that your current courses are embedded in your updated badge barcode.
- After the Education Program, you will receive a letter via e-mail verifying your course attendance. Please submit this letter to your state board/national accreditation agency for license renewal. If you did not supply an e-mail address when you registered, please update your registration record by calling Client Services at 1.800.811.7151.



Prism is ~~Niche~~  
~~Unnecessary~~  
~~Not Worth It~~  
~~Problematic~~  
~~Complicated~~  
~~Difficult~~  
~~Avoidable~~  
~~A Specialty~~  
~~Poison~~  
**The Future**

Become A Provider



## Meet your newest irreplaceable team member!

### Fully automated wavefront lens analyzer

The VX40 is fully automated and gives you everything you need with the push of a button in 30 seconds. Featured on Review of Optometric Business, the article "How to Sell Near-Task-Specific Glasses & Generate \$160,000+ Annually" explores the opportunity to expand profitability by selling Near-Task-Specific Lenses. The VX40 reads all lenses, including bifocals, progressives, freeform, and single vision lenses. It is compatible with virtually every lens technology and brand.

Visit us at booth #F4133 to experience a live demo of the VX40 and the rest of our integrated portfolio!

We are the global manufacturer and exclusive sales, service and training provider for Optovue, Visionix, Briot and Weco brands in North America. You can read about these emerging technologies, and more on our Digital Catalog. Scan QR code.



1 (800) 729-1959

[luneautechusa.com/visionexpo](http://luneautechusa.com/visionexpo)



Brought to you by  
**REGENERON**

**PUT YOUR PATIENTS WITH  
 DIABETIC RETINOPATHY (DR)  
 ON THE PATH TOWARD  
 MANAGING THEIR DISEASE AND**

**SET THE COURSE FOR  
 SUCCESS IN DR**

## DIABETIC RETINOPATHY: A GROWING PROBLEM THAT YOU CAN HELP MANAGE<sup>1-4</sup>

Through early detection, monitoring, and timely referral, you play a pivotal role in managing your DR patients' vision<sup>2-4</sup>

### If you see or suspect DR:



Educate your patients about the severity of DR, especially when left untreated<sup>3,4</sup>

- Your early and frequent discussions about disease progression, treatment options, and referral will empower patients, which could help them avoid significant vision loss<sup>3,4</sup>



According to the AOA, you should refer patients with<sup>3</sup>:

- Severe nonproliferative DR (NPDR) within 2 to 4 weeks
- Proliferative DR (PDR) within 2 to 4 weeks
- High-risk PDR with or without macular edema within 24 to 48 hours



Ensure patients have followed up with a retina specialist who can treat DR



Monitor your patients with DR<sup>3,4</sup>

The AOA recommends frequent monitoring of patients<sup>3</sup>

- At least every 6 to 8 months in patients with moderate NPDR and more frequently for patients with greater disease severity<sup>3</sup>



**Refer patients to a specialist who can treat DR<sup>3,4</sup>**

*Regeneron is committed to helping you partner with your patients for comprehensive care of DR, as well as for care of other retinal diseases.*

AOA = American Optometric Association.

**References:** 1. Diabetic Retinopathy. Centers for Disease Control and Prevention website. <http://bit.ly/2BKTVCTS>. Accessed January 17, 2020. 2. Early Treatment Diabetic Retinopathy Study Research Group. Fundus photographic risk factors for progression of diabetic retinopathy. ETDRS report number 12. *Ophthalmology*. 1991;98(5 suppl):823-833. 3. Care of the Patient With Diabetes Mellitus: Quick Reference Guide. American Optometric Association website. <http://bit.ly/2M22OUJ>. Accessed January 17, 2020. 4. Ferrucci S, Yeh B. Diabetic retinopathy by the numbers. *Rev Optom*. June 15, 2016. <http://bit.ly/2KNNJ4E>. Accessed January 17, 2020.

© 2020, Regeneron Pharmaceuticals, Inc. All rights reserved.  
 777 Old Saw Mill River Road, Tarrytown, NY 10591

01/2020  
 OPH.20.01.0007



**Live demo  
at booth  
#F4133**

## Experience a complete suite of advanced visual health solutions

We are the global manufacturer and exclusive sales, service and training provider for Optovue®, Visionix®, Briot® and Weco® brands in North America.

We are the pioneer in integrating core refractive, screening, and imaging technologies to address the needs of eye care professionals in this dynamic market. Today, we are proud to offer high-speed OCT and OCTA technology designed to facilitate diagnosing and managing a range of ocular diseases.

Our goal is to improve access to forward-thinking technology that transforms the patient experience. With over 100 years of innovation, an expanded product line, as well as a new level of support, clinical education, and practice integration, we are well-positioned to help you unlock your potential.

### The latest in OCT and OCTA

Avanti Widefield OCT offers state-of-the-art imaging from the cornea to the choroid with exclusive technology that will change your approach to disease diagnosis and management. When you're ready, add AngioVue OCT Angiography (OCTA) to the Avanti platform to bring non-invasive vascular imaging with measurement tools to your practice. Ease into OCTA with AngioVue Essential or choose AngioVue Comprehensive to access all available OCTA features. For the retina specialist, there's AngioVue Retina, retina-only OCT and OCTA.



### Unrivaled control of lens quality

Briot® Couture is a highly intuitive finishing solution for any Optical. Inspired by our popular Briot® Attitude edger, Couture is the world's first finishing platform that is powered by innovative virtual 3D rendering technology, allowing Opticians to visualize the final output before edging.

### New technologies to thrive in the next normal

The Visionix product line combines multiple test functionalities in a small package—providing all necessary data for a comprehensive exam with significantly less patient movement from instrument to instrument. The compact Eye Refract and VX650 can be placed on a single tabletop or set up separately in a five square feet pre-test room. The optional table's ergonomic design even allows a wheelchair to fit comfortably, an excellent benefit for practitioners who see patients with special needs.



The second-generation Eye Refract is a highly automated and dynamic wavefront-based phoropter that includes a digital acuity short chart and the VX40 lens analyzer. The new VX650 combines a 45-degree fundus camera with advanced objective refraction, topography, wavefront aberrometry, tomography, and more.

**New product releases to be revealed at booth #F4133! Experience it yourself at Vision Expo East.**



You can read about these emerging technologies, and more on our Digital Catalog. Scan QR code.

1 (800) 729-1959

[luneautechusa.com/visionexpo](http://luneautechusa.com/visionexpo)



**In dry eye disease, don't let chronic inflammation overwhelm.\***  
**CHOOSE XIIDRA.<sup>1-3</sup>**

**KEN JEONG,  
REAL DRY EYE PATIENT.**

**VISIT BOOTH #F4255 TO LEARN MORE**



For additional safety information about Xiidra®, please refer to the brief summary of Prescribing Information below.

\*Xiidra blocks LFA-1 on T cells from binding with ICAM-1 that may be overexpressed on the ocular surface in dry eye disease and may prevent formation of an immunologic synapse which, based on in vitro studies, may inhibit T-cell activation, migration of activated T cells to the ocular surface, and reduce cytokine release. The exact mechanism of action of Xiidra in DED is not known.<sup>1-3</sup>

**References:** 1. Xiidra [package insert]. East Hanover, NJ: Novartis Pharmaceuticals Corp; June 2020. 2. Bron AJ, de Paiva CS, Chauhan SK, et al. TFOS DEWS II Pathophysiology Report. *Ocul Surf.* 2017;15(3):438-510. 3. Pflugfelder SC, Stern M, Zhang S, Shojaei A. LFA-1/ICAM-1 interaction as a therapeutic target in dry eye disease. *J Ocul Pharmacol Ther.* 2017;33(1):5-12.

XIIDRA, the XIIDRA logo and ii are registered trademarks of Novartis AG.

**XIIDRA® (lifitegrast ophthalmic solution), for topical ophthalmic use Initial U.S. Approval: 2016**

**BRIEF SUMMARY: Please see package insert for full prescribing information.**

#### 1 INDICATIONS AND USAGE

Xiidra® (lifitegrast ophthalmic solution) 5% is indicated for the treatment of the signs and symptoms of dry eye disease (DED).

#### 4 CONTRAINDICATIONS

Xiidra® is contraindicated in patients with known hypersensitivity to lifitegrast or to any of the other ingredients in the formulation [see Adverse Reactions (6.2)].

#### 6 ADVERSE REACTIONS

The following serious adverse reactions are described elsewhere in the labeling:

- Hypersensitivity [see Contraindications (4)]

#### 6.1 Clinical Trials Experience

Because clinical trials are conducted under widely varying conditions, adverse reaction rates observed in clinical trials of a drug cannot be directly compared to rates in the clinical trials of another drug and may not reflect the rates observed in practice.

In five clinical studies of DED conducted with lifitegrast ophthalmic solution, 1401 patients received at least one dose of lifitegrast (1287 of which received lifitegrast 5%). The majority of patients (84%) had ≤ 3 months of treatment exposure. One hundred-seventy patients were exposed to lifitegrast for approximately 12 months. The majority of the treated patients were female (77%). The most common adverse reactions reported in 5%-25% of patients were instillation-site irritation, dysgeusia, and reduced visual acuity.

Other adverse reactions reported in 1%-5% of the patients were blurred vision, conjunctival hyperemia, eye irritation, headache, increased lacrimation, eye discharge, eye discomfort, eye pruritus, and sinusitis.

#### 6.2 Postmarketing Experience

The following adverse reactions have been identified during post-approval use of Xiidra. Because these reactions are reported voluntarily from a population of uncertain size, it is not always possible to reliably estimate their frequency or establish a causal relationship to drug exposure.

Rare cases of hypersensitivity, including anaphylactic reaction, bronchospasm, respiratory distress, pharyngeal edema, swollen tongue, and urticaria have been reported. Eye swelling and rash have been reported [see Contraindications (4)].

#### 8 USE IN SPECIFIC POPULATIONS

##### 8.1 Pregnancy

##### Risk Summary

There are no available data on Xiidra use in pregnant women to inform any drug-associated risks. Intravenous (IV) administration of lifitegrast to pregnant rats, from pre-mating through gestation Day 17, did not produce teratogenicity at clinically relevant

systemic exposures. Intravenous administration of lifitegrast to pregnant rabbits during organogenesis produced an increased incidence of omphalocele at the lowest dose tested, 3 mg/kg/day (400-fold the human plasma exposure at the recommended human ophthalmic dose [RHOD], based on the area under the curve [AUC] level). Since human systemic exposure to lifitegrast following ocular administration of Xiidra at the RHOD is low, the applicability of animal findings to the risk of Xiidra use in humans during pregnancy is unclear [see Clinical Pharmacology (12.3) in the full prescribing information].

##### Data

##### Animal Data

Lifitegrast administered daily by IV injection to rats, from pre-mating through gestation Day 17, caused an increase in mean pre-implantation loss and an increased incidence of several minor skeletal anomalies at 30 mg/kg/day, representing five, 400-fold the human plasma exposure at the RHOD of Xiidra, based on AUC. No teratogenicity was observed in the rat at 10 mg/kg/day (460-fold the human plasma exposure at the RHOD, based on AUC). In the rabbit, an increased incidence of omphalocele was observed at the lowest dose tested, 3 mg/kg/day (400-fold the human plasma exposure at the RHOD, based on AUC), when administered by IV injection daily from gestation Days 7 through 19. A fetal no observed adverse effect level (NOAEL) was not identified in the rabbit.

##### 8.2 Lactation

##### Risk Summary

There are no data on the presence of lifitegrast in human milk, the effects on the breastfed infant, or the effects on milk production. However, systemic exposure to lifitegrast from ocular administration is low [see Clinical Pharmacology (12.3) in the full prescribing information]. The developmental and health benefits of breastfeeding should be considered, along with the mother's clinical need for Xiidra and any potential adverse effects on the breastfed child from Xiidra.

##### 8.4 Pediatric Use

Safety and efficacy in pediatric patients below the age of 17 years have not been established.

##### 8.5 Geriatric Use

No overall differences in safety or effectiveness have been observed between elderly and younger adult patients.

Manufactured for:  
 Novartis Pharmaceuticals Corporation  
 One Health Plaza  
 East Hanover, NJ 07936  
 T2019-110



Novartis Pharmaceuticals Corporation  
 East Hanover, New Jersey 07936-1080

# 200° of iCare

Visit Vision  
Expo East  
Booth F4513  
for show  
specials!



## iCare EIDON

Eidon Ultra-Widefield:  
Now covering 200 degrees

iCare's unique combination of sharpness and TrueColor offers now even wider view on the retina from 120 with a single shot, up to 200 with Mosaic functionality, helping to detect subtle signs of pathologies further in the periphery.\*

- + Ultra-Widefield of view up to 200°
- + Rich in details from center to periphery
- + Imaging through media opacities

\* Ultra-Widefield imaging is available with the optional EIDON UWF Module.



## iCare IC200

200 degrees of  
tonometry

- + Supine, recline & seated operations
- + No corneal disruptions
- + Suitable for every patient
- + Single use probes to exceed infection control guidelines



For more information, scan,  
call 888.422.7313, or email  
infoUSA@icare-world.com  
[www.icare-world.com/USA](http://www.icare-world.com/USA)

For better perception **icare**

COMPASS, DRS, DRSpplus, EIDON, EIDON AF, EIDON FA, MAIA are devices manufactured by Centervue Spa. IC200, IC100, HOME, TA01 are devices manufactured by iCare. iCare is a registered trademark of ICARE FINLAND OY. CENTERVUE S.P.A., ICARE USA INC. and ICARE FINLAND OY are parts of REVENIO GROUP and represent the brand iCare.

## Now is the time to make refraction more efficient

**Topcon Chronos combines autorefractometry, keratometry and subjective refraction in a single device** that takes up less than 4 feet of space. The fully automated system, which features SightPilot® guided refraction software, enables easy operation, and binocular testing means refractions take less time than traditional methods, **allowing you to see more patients and grow your practice.**

VISIT US AT VEE2022 **BOOTH F4533** FOR A DEMO



SCAN HERE TO  
LEARN MORE

**TOPCON** Healthcare

©2022 Topcon Healthcare | [topconhealthcare.com](http://topconhealthcare.com)



**VISION | NYC  
EXPO 2022**  
EDUCATION: MARCH 31 - APRIL 3  
EXHIBIT HALL: APRIL 1 - APRIL 3  
JAVITS CENTER | NEW YORK

# WE WORK HARD TO FIND THE BEST DEALS SO YOU DON'T HAVE TO!

Book your NYC hotel today to secure our discounted rate at  
**[VEE2022.COM/HOTEL](http://VEE2022.COM/HOTEL)**

# GET THERE IN TIME

When you see patients with signs of keratoconus, don't hesitate. Refer them for iLink<sup>™</sup> — the only FDA-approved cross-linking procedure that slows or halts disease progression and is eligible for commercial insurance coverage with over 95% of commercially covered lives.

Connect with an iLink<sup>™</sup> expert today. Visit [iLinkExpert.com](http://iLinkExpert.com)

## INDICATIONS

Photrexa<sup>®</sup> Viscous (riboflavin 5'-phosphate in 20% dextran ophthalmic solution) and Photrexa<sup>®</sup> (riboflavin 5'-phosphate ophthalmic solution) are indicated for use with the KXL system in corneal collagen cross-linking for the treatment of progressive keratoconus and corneal ectasia following refractive surgery. Corneal collagen cross-linking should not be performed on pregnant women.

## IMPORTANT SAFETY INFORMATION

Ulcerative keratitis can occur. Patients should be monitored for resolution of epithelial defects.

The most common ocular adverse reaction was corneal opacity (haze). Other ocular side effects include punctate keratitis, corneal striae, dry eye, corneal epithelium defect, eye pain, light sensitivity, reduced visual acuity, and blurred vision.

These are not all of the side effects of the corneal collagen cross-linking treatment. For more information, go to [www.livingwithkeratoconus.com](http://www.livingwithkeratoconus.com) to obtain the FDA-approved product labeling.

You are encouraged to report all side effects to the FDA. Visit [www.fda.gov/medwatch](http://www.fda.gov/medwatch), or call 1-800-FDA-1088.

\*Photrexa<sup>®</sup> Viscous and Photrexa<sup>®</sup> are manufactured for Avedro. The KXL<sup>®</sup> system is manufactured by Avedro. Avedro is a Glaukos company.

REFERENCE: 1. Photrexa [package insert]. Waltham, MA: Glaukos, Inc; 2016.

MA-02164A PM-US-0427

iLink<sup>™</sup> is a trademark of Glaukos Corporation. Photrexa<sup>®</sup>, Photrexa<sup>®</sup> Viscous, and the KXL<sup>®</sup> system are registered trademarks of Avedro, a Glaukos company. All rights reserved. ©2022

## Transforming Patient Care, Together

Your partner for diagnosis, management, and workflow



Every solution ZEISS creates must satisfy two high standards. It must deliver quality that improves patient care, and it must reward the practitioner's investment. At ZEISS, we have one commitment: be the best at our jobs so you can be the best at yours.

ZEISS partners with you to understand your challenges from the inside. We design all of our products specifically for you, the medical professional. Our solutions are integrated from the start to improve efficiency and precision. The end result is better workflow and better patient care.

### Join ZEISS at Vision Series Lunch Symposium<sup>1</sup>:

Glaucoma Management: The Value of Enhancing the Patient Experience

April 2nd

12:15 PM - 1:15 PM EDT

<sup>1</sup> In accordance with Open Payments ("Sunshine") provisions of the Patient Protection and Affordable Care Act (and similar state laws), the value of the food and beverage is subject to public disclosure, and therefore will be reported in compliance with all applicable laws. State of Vermont HCPs: This event was organized and paid for by Carl Zeiss Meditec, Inc. Partaking of the food and beverages is prohibited under Vermont's 'Gift Ban'.



Seeing beyond

Experience the Heru platform for yourself in **Booth P1535**

# No eye left behind

Perform a visual field in 20 seconds with Heru's Fast Pattern exam.



Screen Every Patient.  
Detect Disease Early.  
Enhance Patient Care.



# VISION EXPO | 2022 NYC

MARCH 31 - APRIL 3 | JAVITS CENTER | NYC



@VISIONEXPO



REGISTRATION IS NOW OFFICIALLY OPEN!

[VEE2022.com/Register](https://VEE2022.com/Register)

6 Vision Diagnostic Exams

5 CPT Codes

1 Wearable Solution